

**Busforsale.com ~ Bus Inspection**

Today's Date	<b>5/13/2026</b>	Bus Name	<b>Toter</b>
Yr/Make/Model	<b>2003 Freightliner FL112</b>	VIN#	<b>1FVABGCV24HM02872</b>
Mileage	<b>52,122</b>	Door Code	<b>N/A</b>
Engine Type	<b>Mercedes Benz</b>	Transmission Type	<b>Fuller RTO-16910C</b>
Engine Serial #		Generator	<b>Gen Hours</b>
		Transmission Serial#	<b>2459hr</b>

**DOT Compliance Items**

	OK	Repair	Technician's Notes:	Qty:	Per Piece:	Price:	Labor:
Driving Fog Lights *	<input checked="" type="checkbox"/>	<input type="checkbox"/>					
Gauge Lights *	<input checked="" type="checkbox"/>	<input type="checkbox"/>					
Dash Lights *	<input checked="" type="checkbox"/>	<input type="checkbox"/>					
ABS Light *	<input checked="" type="checkbox"/>	<input type="checkbox"/>					
Headlights *	<input checked="" type="checkbox"/>	<input type="checkbox"/>					
Brake Lights *	<input checked="" type="checkbox"/>	<input type="checkbox"/>					
Clearance Lights *	<input checked="" type="checkbox"/>	<input type="checkbox"/>					
Tail Lights *	<input checked="" type="checkbox"/>	<input type="checkbox"/>					
Turn Lights *	<input checked="" type="checkbox"/>	<input type="checkbox"/>					
Escape Hatch Operational *	<input type="checkbox" value="N/A"/>	<input type="checkbox" value="N/A"/>	none				
Windshield *	<input checked="" type="checkbox"/>	<input type="checkbox"/>					
Driver Glass *	<input checked="" type="checkbox"/>	<input type="checkbox"/>					
Windshield Wipers *	<input checked="" type="checkbox"/>	<input type="checkbox"/>					
Upper Control Arms *	<input type="checkbox" value="N/A"/>	<input type="checkbox" value="N/A"/>	straight axle				
Lower Control Arms *	<input type="checkbox" value="N/A"/>	<input type="checkbox" value="N/A"/>	straight axle				
Suspension - Front *	<input checked="" type="checkbox"/>	<input type="checkbox"/>					
Suspension - Rear *	<input checked="" type="checkbox"/>	<input type="checkbox"/>					
Power Steering *	<input checked="" type="checkbox"/>	<input type="checkbox"/>					
Exhaust System/Muffler *	<input checked="" type="checkbox"/>	<input type="checkbox"/>					

**Brakes**

Front % *	<input checked="" type="checkbox"/>	<input type="checkbox"/>	95%				
Drive % *	<input checked="" type="checkbox"/>	<input type="checkbox"/>	95%				
Tag % *	<input type="checkbox" value="N/A"/>	<input type="checkbox" value="N/A"/>					
Jake Brake *	<input checked="" type="checkbox"/>	<input type="checkbox"/>					
Shock - Front *	<input checked="" type="checkbox"/>	<input type="checkbox"/>					
Shock - Rear *	<input checked="" type="checkbox"/>	<input type="checkbox"/>					

**Tires**

Front % *	<input type="checkbox"/>	<input checked="" type="checkbox"/>	DOT 2019 - out of date & weather cracked				
Drive % *	<input type="checkbox"/>	<input checked="" type="checkbox"/>	DOT 2015 - out of date & weather cracked				
Tag % *	<input type="checkbox" value="N/A"/>	<input type="checkbox" value="N/A"/>					
Wheelseals - Front *	<input checked="" type="checkbox"/>	<input type="checkbox"/>					
Wheelseals - Rear *	<input checked="" type="checkbox"/>	<input type="checkbox"/>					

**Seat Belts**

Driver *	<input checked="" type="checkbox"/>	<input type="checkbox"/>					
Jump *	<input checked="" type="checkbox"/>	<input type="checkbox"/>					
Passenger (if applicable) *	<input type="checkbox" value="N/A"/>	<input type="checkbox" value="N/A"/>					

**Other**

	<input type="checkbox"/>	<input type="checkbox"/>					
	<input type="checkbox"/>	<input type="checkbox"/>					
	<input type="checkbox"/>	<input type="checkbox"/>					
	<input type="checkbox"/>	<input type="checkbox"/>					
	<input type="checkbox"/>	<input type="checkbox"/>					

Conversion / Bus Interior							
	OK	Repair	Technician's Notes:	Qty:	Per Piece:	Price:	Labor:
Smoke/Co2 Detector	<input checked="" type="checkbox"/>	<input type="checkbox"/>					
Switch Lights	<input checked="" type="checkbox"/>	<input type="checkbox"/>					
Switch Identification	<input checked="" type="checkbox"/>	<input type="checkbox"/>					
Water Pump Operation	<input checked="" type="checkbox"/>	<input type="checkbox"/>					
Fresh Water Drain	<input checked="" type="checkbox"/>	<input type="checkbox"/>					
Sewer Drain	<input checked="" type="checkbox"/>	<input type="checkbox"/>					
Air Vents Dash	<input checked="" type="checkbox"/>	<input type="checkbox"/>					
Air Vents Coach	<input checked="" type="checkbox"/>	<input type="checkbox"/>					
Driver Stereo	<input checked="" type="checkbox"/>	<input type="checkbox"/>					
BackUp Camera	<input type="checkbox"/>	<input checked="" type="checkbox"/>	no picture - monitor operating				TBD
Driver Seat Operation	<input checked="" type="checkbox"/>	<input type="checkbox"/>					
Driver Seat	<input checked="" type="checkbox"/>	<input type="checkbox"/>					
	<input type="checkbox"/>	<input type="checkbox"/>					

Finishes							
Tile Condition	<input checked="" type="checkbox"/>	<input type="checkbox"/>					
Laminate Condition	<input checked="" type="checkbox"/>	<input type="checkbox"/>					
Shower Operational	<input checked="" type="checkbox"/>	<input type="checkbox"/>					
Air Pocket Doors	<input type="checkbox"/>	<input type="checkbox"/>					
Pocket Doors	<input type="checkbox"/>	<input type="checkbox"/>					
Cabinet Hardware	<input checked="" type="checkbox"/>	<input type="checkbox"/>					
Ceiling Mirrors	<input type="checkbox"/>	<input type="checkbox"/>					
Shower Head	<input checked="" type="checkbox"/>	<input type="checkbox"/>					
Sink Head	<input checked="" type="checkbox"/>	<input type="checkbox"/>					
Upholstery-Front	<input checked="" type="checkbox"/>	<input type="checkbox"/>					
Upholstery-Rear	<input checked="" type="checkbox"/>	<input type="checkbox"/>					
Window Tint	<input checked="" type="checkbox"/>	<input type="checkbox"/>					
Windshield Rubber	<input checked="" type="checkbox"/>	<input type="checkbox"/>					

Fuel System							
Fuel Level	<input checked="" type="checkbox"/>	<input type="checkbox"/>					
Level Low System	<input checked="" type="checkbox"/>	<input type="checkbox"/>					

Bumpers							
Front Bumper	<input checked="" type="checkbox"/>	<input type="checkbox"/>					
Rear Bumper	<input type="checkbox"/>	<input type="checkbox"/>					

Keys							
Door Code/Keypad	<input type="checkbox"/>	<input type="checkbox"/>					
Door	<input checked="" type="checkbox"/>	<input type="checkbox"/>					
Ignition	<input checked="" type="checkbox"/>	<input type="checkbox"/>					
Engine	<input type="checkbox"/>	<input type="checkbox"/>					
Bays	<input checked="" type="checkbox"/>	<input type="checkbox"/>					
Cabinets/Interior	<input type="checkbox"/>	<input type="checkbox"/>					

Other							
	<input type="checkbox"/>	<input type="checkbox"/>					
	<input type="checkbox"/>	<input type="checkbox"/>					
	<input type="checkbox"/>	<input type="checkbox"/>					
	<input type="checkbox"/>	<input type="checkbox"/>					
	<input type="checkbox"/>	<input type="checkbox"/>					
	<input type="checkbox"/>	<input type="checkbox"/>					

**Electronics / Remotes**

	OK	Repair	Technician's Notes:	Qty:	Per Piece:	Price:	Labor:
Stereo Operational-F	<input checked="" type="checkbox"/>	<input type="checkbox"/>					
Stereo Operational-R	<input checked="" type="checkbox"/>	<input type="checkbox"/>					
TV - Front	<input checked="" type="checkbox"/>	<input type="checkbox"/>					
TV - Rear	<input checked="" type="checkbox"/>	<input type="checkbox"/>					
Generator Remote Start	<input checked="" type="checkbox"/>	<input type="checkbox"/>					
Genset Batteries	<input checked="" type="checkbox"/>	<input type="checkbox"/>					
Inverter Remote	<input checked="" type="checkbox"/>	<input type="checkbox"/>					
In-Motion Satellite Locks	<input type="checkbox"/>	<input type="checkbox"/>	unknown				
Speakers Operational	<input checked="" type="checkbox"/>	<input type="checkbox"/>					
Satellite Syst. Operational	<input type="checkbox"/>	<input type="checkbox"/>	unknown				

**Switches / Gauges / Lights**

Ship to Shore Switch/Plug	<input checked="" type="checkbox"/>	<input type="checkbox"/>					
Interior Lights 12v	<input type="checkbox"/>	<input checked="" type="checkbox"/>	two (2) reading lights in bedroom inoperable				TBD
Interior Lights 120v	<input checked="" type="checkbox"/>	<input type="checkbox"/>					
Light Switches	<input checked="" type="checkbox"/>	<input type="checkbox"/>					
Step Lights	<input checked="" type="checkbox"/>	<input type="checkbox"/>					
Buddy Light	<input checked="" type="checkbox"/>	<input type="checkbox"/>					
Driver Light	<input checked="" type="checkbox"/>	<input type="checkbox"/>					
Day/Night Shades	<input checked="" type="checkbox"/>	<input type="checkbox"/>					
Toilet	<input checked="" type="checkbox"/>	<input type="checkbox"/>					
Speedometer	<input checked="" type="checkbox"/>	<input type="checkbox"/>					
Fuel Gauge	<input checked="" type="checkbox"/>	<input type="checkbox"/>					
Temp Gauge	<input checked="" type="checkbox"/>	<input type="checkbox"/>					
Amp Gauge	<input type="checkbox"/>	<input type="checkbox"/>					
Volt Gauge	<input checked="" type="checkbox"/>	<input type="checkbox"/>					
DC Volt Gauge	<input type="checkbox"/>	<input type="checkbox"/>					

**Operations**

Roof Vent Fans	<input checked="" type="checkbox"/>	<input type="checkbox"/>					
Roof/CruiseAir Operational	<input checked="" type="checkbox"/>	<input type="checkbox"/>					
Roof/Cruise Air Filters	<input checked="" type="checkbox"/>	<input type="checkbox"/>					
Hot Water Heater	<input checked="" type="checkbox"/>	<input type="checkbox"/>					
Step Slide Operational	<input type="checkbox"/>	<input type="checkbox"/>					
Webasto	<input type="checkbox"/>	<input type="checkbox"/>					
Toe Kick Heaters	<input type="checkbox"/>	<input type="checkbox"/>					
Heat Pumps	<input checked="" type="checkbox"/>	<input type="checkbox"/>					
Fan Clutch	<input checked="" type="checkbox"/>	<input type="checkbox"/>					
City/Air Horn	<input checked="" type="checkbox"/>	<input type="checkbox"/>					
A/C Air Tank	<input type="checkbox"/>	<input type="checkbox"/>					
Alignment	<input checked="" type="checkbox"/>	<input type="checkbox"/>					

**Bunks**

Bunk Lights	<input type="checkbox"/>	<input type="checkbox"/>					
Condo Curtains	<input type="checkbox"/>	<input type="checkbox"/>					
Bunk Curtains	<input type="checkbox"/>	<input type="checkbox"/>					
Mattresses	<input type="checkbox"/>	<input type="checkbox"/>					
Bunk TV's	<input type="checkbox"/>	<input type="checkbox"/>					

**Busforsale.com ~ Bus Inspection**

Bus Name: **Toter**

Engine & Mechanical							
	OK	Repair	Technician's Notes:	Qty:	Per Piece:	Price:	Labor:
ECM Codes	<input checked="" type="checkbox"/>	<input type="checkbox"/>	none				
House Alternator Charge	<input type="checkbox"/>	<input type="checkbox"/>					
Drive AC Operational	<input type="checkbox"/>	<input checked="" type="checkbox"/>					
Coach AC Operational	<input type="checkbox"/>	<input type="checkbox"/>	needs freon				1.5
Coach AC Components	<input type="checkbox"/>	<input type="checkbox"/>					
HVAC Motor Brushes	<input type="checkbox"/>	<input type="checkbox"/>					
House Batteries	<input type="checkbox"/>	<input type="checkbox"/>					
Chassis Batteries	<input type="checkbox"/>	<input type="checkbox"/>					
Radiator Condition	<input type="checkbox"/>	<input type="checkbox"/>					
Belt Condition	<input type="checkbox"/>	<input type="checkbox"/>					
Charge Air Cooler	<input type="checkbox"/>	<input type="checkbox"/>					
Airbags	<input type="checkbox"/>	<input type="checkbox"/>					
Transmission Seal	<input type="checkbox"/>	<input type="checkbox"/>					
Rear Main Seal	<input type="checkbox"/>	<input type="checkbox"/>					
Pinion Seal	<input type="checkbox"/>	<input type="checkbox"/>					
Mitre Box Seals	<input type="checkbox"/>	<input type="checkbox"/>					
50DN Seals	<input type="checkbox"/>	<input type="checkbox"/>	bosch alt				
Charging	<input type="checkbox"/>	<input type="checkbox"/>					
Mitre Box Dipstick	<input type="checkbox"/>	<input type="checkbox"/>					
Oil Dipstick	<input type="checkbox"/>	<input type="checkbox"/>					
Trans Dipstick	<input type="checkbox"/>	<input type="checkbox"/>					
Differential Oil	<input type="checkbox"/>	<input type="checkbox"/>					
Coolant Level	<input type="checkbox"/>	<input type="checkbox"/>					
Transmission Fluid Level	<input type="checkbox"/>	<input type="checkbox"/>					
Motor Oil Level	<input type="checkbox"/>	<input type="checkbox"/>					
Power Steering Level	<input type="checkbox"/>	<input type="checkbox"/>					
	<input type="checkbox"/>	<input type="checkbox"/>					
	<input type="checkbox"/>	<input type="checkbox"/>					
Exterior							
Body Damage	<input type="checkbox"/>	<input checked="" type="checkbox"/>	see last page				
Bay Door Shocks	<input type="checkbox"/>	<input type="checkbox"/>					
Bay Door Actuators	<input type="checkbox"/>	<input type="checkbox"/>					
Bay Door Operation	<input type="checkbox"/>	<input type="checkbox"/>					
Roof Inspection	<input type="checkbox"/>	<input type="checkbox"/>					
Roof Seals	<input type="checkbox"/>	<input type="checkbox"/>					
Mirror Chrome Condition	<input type="checkbox"/>	<input type="checkbox"/>					
Door Latches	<input type="checkbox"/>	<input type="checkbox"/>					
Trailer Wiring	<input type="checkbox"/>	<input type="checkbox"/>					
Rub Rails	<input type="checkbox"/>	<input type="checkbox"/>					
Side Glass	<input type="checkbox"/>	<input type="checkbox"/>					
Entrance Door Glass	<input type="checkbox"/>	<input type="checkbox"/>					
Shore Cord	<input type="checkbox"/>	<input type="checkbox"/>					
Awning Operable	<input type="checkbox"/>	<input type="checkbox"/>	did not test				
Docking Lights	<input type="checkbox"/>	<input type="checkbox"/>					
Mirror Operation	<input type="checkbox"/>	<input type="checkbox"/>					
Paint Repair	<input type="checkbox"/>	<input checked="" type="checkbox"/>	see last page				
	<input type="checkbox"/>	<input type="checkbox"/>					

**ANNUAL VEHICLE INSPECTION REPORT**

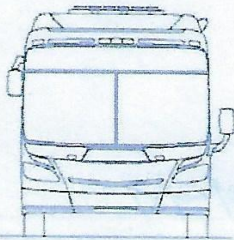
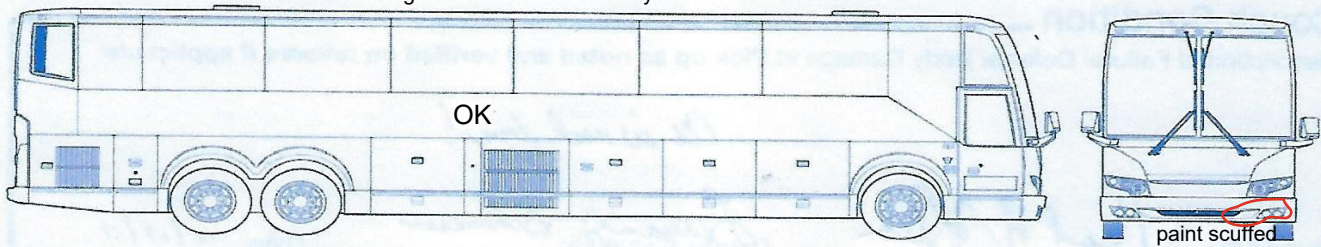
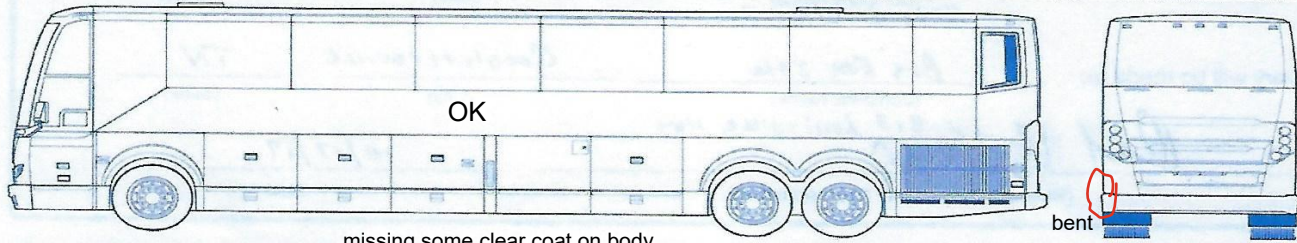
VEHICLE HISTORY RECORD	
REPORT NUMBER	FLEET UNIT NUMBER
DATE	

MOTOR CARRIER OPERATOR	INSPECTOR'S NAME (PRINT OR TYPE)
ADDRESS	THIS INSPECTOR MEETS THE QUALIFICATION REQUIREMENTS IN SECTION 396.19. <input type="checkbox"/> YES
CITY, STATE, ZIP CODE	VEHICLE IDENTIFICATION ( <input checked="" type="checkbox"/> AND COMPLETE) <input type="checkbox"/> LIC. PLATE NO. <input type="checkbox"/> VIN <input type="checkbox"/> OTHER
VEHICLE TYPE <input type="checkbox"/> TRACTOR <input type="checkbox"/> TRAILER <input type="checkbox"/> TRUCK <input type="checkbox"/> BUS <input type="checkbox"/> (OTHER)	INSPECTION AGENCY/LOCATION (OPTIONAL)

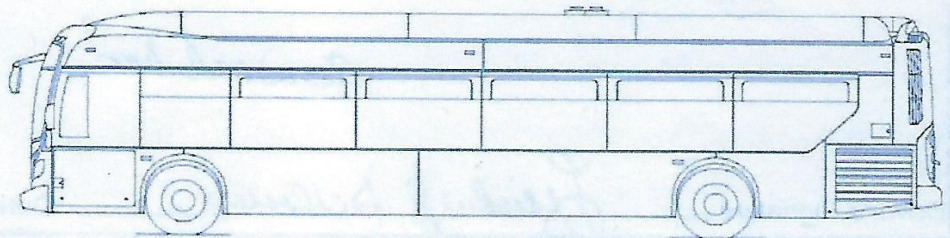
VEHICLE COMPONENTS INSPECTED											
OK	NEEDS REPAIR	REPAIRED DATE	ITEM	OK	NEEDS REPAIR	REPAIRED DATE	ITEM	OK	NEEDS REPAIR	REPAIRED DATE	ITEM
<input checked="" type="checkbox"/>			<b>1. BRAKE SYSTEM</b>				<b>6. SAFE LOADING</b>	<input checked="" type="checkbox"/>			<b>10. TIRES</b>
<input checked="" type="checkbox"/>			a. Service Brakes				a. Part(s) of vehicle or condition of loading such that the spare tire or any part of the load or dunnage can fall onto the roadway.	<input checked="" type="checkbox"/>			a. Tires on any steering axle of a power unit.
<input checked="" type="checkbox"/>			b. Parking Brake System	<input checked="" type="checkbox"/>			b. Protection against shifting cargo.	<input checked="" type="checkbox"/>			b. All other tires.
<input checked="" type="checkbox"/>			c. Brake Drums or Rotors				c. Container securement devices on intermodal equipment.	N/A			<b>11. WHEELS AND RIMS</b>
<input checked="" type="checkbox"/>			d. Brake Hose					<input checked="" type="checkbox"/>			a. Lock or Side Ring
<input checked="" type="checkbox"/>			e. Brake Tubing					<input checked="" type="checkbox"/>			b. Wheels and Rims
<input checked="" type="checkbox"/>			f. Low Pressure Warning Device	N/A				<input checked="" type="checkbox"/>			c. Fasteners
<input checked="" type="checkbox"/>			g. Tractor Protection Valve					N/A			d. Welds
<input checked="" type="checkbox"/>			h. Air Compressor								<b>12. WINDSHIELD GLAZING</b>
N/A			i. Electric Brakes					<input checked="" type="checkbox"/>			Requirements and exceptions as stated pertaining to any crack, discoloration or vision reducing matter (reference 393.60 for exceptions).
N/A			j. Hydraulic Brakes								<b>13. WINDSHIELD WIPERS</b>
N/A			k. Vacuum Systems	<input checked="" type="checkbox"/>				<input checked="" type="checkbox"/>			Any power unit that has an inoperative wiper, or missing or damaged parts that render it ineffective.
			<b>2. COUPLING DEVICES</b>	<input checked="" type="checkbox"/>			<b>7. STEERING MECHANISM</b>				<b>14. OTHER</b>
N/A			a. Fifth Wheels				a. Steering Wheel Free Play				List any other condition(s) which may prevent safe operation of this vehicle.
N/A			b. Pintle Hooks				b. Steering Column				tires
<input checked="" type="checkbox"/>			c. Drawbar/Towbar Eye	<input checked="" type="checkbox"/>			c. Front Axle Beam and All Steering Components Other Than Steering Column				
<input checked="" type="checkbox"/>			d. Drawbar/Towbar Tongue				d. Steering Gear Box	<input checked="" type="checkbox"/>			
<input checked="" type="checkbox"/>			e. Safety Devices	<input checked="" type="checkbox"/>			e. Pitman Arm				
<input checked="" type="checkbox"/>			f. Saddle-Mounts	<input checked="" type="checkbox"/>			f. Power Steering				
			<b>3. EXHAUST SYSTEM</b>	<input checked="" type="checkbox"/>			g. Ball and Socket Joints				
<input checked="" type="checkbox"/>			a. Exhaust system leaking forward of or directly below the driver/sleeper compartment.	<input checked="" type="checkbox"/>			h. Tie Rods and Drag Links				
			b. Bus exhaust system leaking or discharging in violation of standard.	<input checked="" type="checkbox"/>			i. Nuts				
			c. Exhaust system likely to burn, char, or damage the electrical wiring, fuel supply, or any combustible part of the motor vehicle.	<input checked="" type="checkbox"/>			j. Steering System				
			<b>4. FUEL SYSTEM</b>				<b>8. SUSPENSION</b>				
<input checked="" type="checkbox"/>			a. Visible leak.				a. Any U-bolt(s), spring hanger(s), or other axle positioning part(s) cracked, broken, loose or missing resulting in shifting of an axle from its normal position.				
<input checked="" type="checkbox"/>			b. Fuel tank filler cap missing.	<input checked="" type="checkbox"/>			b. Spring Assembly				
<input checked="" type="checkbox"/>			c. Fuel tank securely attached.	<input checked="" type="checkbox"/>			c. Torque, Radius or Tracking Components				
			<b>5. LIGHTING DEVICES</b>	<input checked="" type="checkbox"/>			<b>9. FRAME</b>				
<input checked="" type="checkbox"/>			All lighting devices and reflectors required by Part 393 shall be operable.	N/A			a. Frame Members				
							b. Tire and Wheel Clearance				
							c. Adjustable Axle Assemblies (Sliding Subframes)				

INSTRUCTIONS: MARK COLUMN ENTRIES TO VERIFY INSPECTION:  OK,  NEEDS REPAIR,  NA IF ITEMS DO NOT APPLY, \_\_\_\_\_ REPAIRED DATE

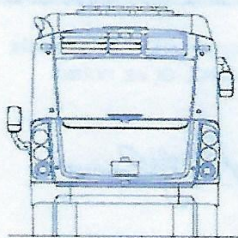
CERTIFICATION: THIS VEHICLE HAS PASSED ALL THE INSPECTION ITEMS FOR THE ANNUAL VEHICLE INSPECTION IN ACCORDANCE WITH 49 CFR PART 396.



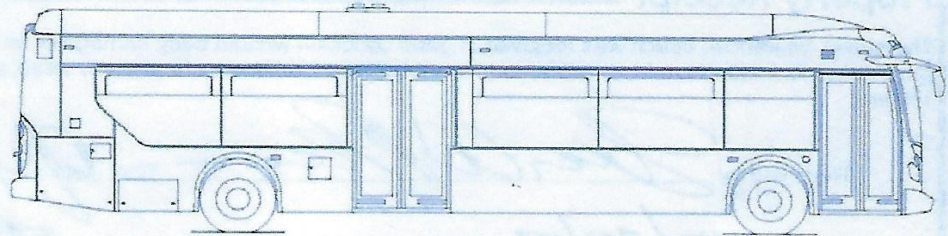
Front View



Streetside View



Rear View



Curbside View