

**Busforsale.com ~ Bus Inspection**

Today's Date	<b>5/12/2026</b>	Bus Name	<b>Maxcat</b>
Yr/Make/Model	<b>2006 MCI J4500</b>	VIN#	<b>2M93JPDP36W063726</b>
Mileage	<b>467,969</b>	Door Code	<b>unknown</b> Tech & Time:
Engine Type	<b>CAT C-13 410hp</b>	Transmission Type	<b>Allison B500</b> Generator <b>Gen Hours</b>
Engine Serial #	<b>KCB63315</b>	Transmission Serial#	<b>6610195598</b> <b>11,242</b>

**DOT Compliance Items**

	OK	Repair	Technician's Notes:	Qty:	Per Piece:	Price:	Labor:
Driving Fog Lights *	<input type="checkbox"/>	<input checked="" type="checkbox"/>	one (1) p/s out	1	\$162.00	\$162.00	1.5
Gauge Lights *	<input checked="" type="checkbox"/>	<input type="checkbox"/>					
Dash Lights *	<input checked="" type="checkbox"/>	<input type="checkbox"/>					
ABS Light *	<input checked="" type="checkbox"/>	<input type="checkbox"/>					
Headlights *	<input checked="" type="checkbox"/>	<input type="checkbox"/>					
Brake Lights *	<input checked="" type="checkbox"/>	<input type="checkbox"/>					
Clearance Lights *	<input type="checkbox"/>	<input checked="" type="checkbox"/>	d/s clearance out upper red center	1	\$72.43	\$72.43	0.5
Tail Lights *	<input checked="" type="checkbox"/>	<input type="checkbox"/>					
Turn Lights *	<input checked="" type="checkbox"/>	<input type="checkbox"/>					
Escape Hatch Operational *	<input checked="" type="checkbox"/>	<input type="checkbox"/>					
Windshield *	<input checked="" type="checkbox"/>	<input type="checkbox"/>					
Driver Glass *	<input checked="" type="checkbox"/>	<input type="checkbox"/>					
Windshield Wipers *	<input checked="" type="checkbox"/>	<input type="checkbox"/>					
Upper Control Arms *	<input type="checkbox"/>	<input type="checkbox"/>	straight axle				
Lower Control Arms *	<input type="checkbox"/>	<input type="checkbox"/>	straight axle				
Suspension - Front *	<input checked="" type="checkbox"/>	<input type="checkbox"/>					
Suspension - Rear *	<input checked="" type="checkbox"/>	<input type="checkbox"/>					
Power Steering *	<input checked="" type="checkbox"/>	<input type="checkbox"/>					
Exhaust System/Muffler *	<input checked="" type="checkbox"/>	<input type="checkbox"/>					

**Brakes**

Front % *	<input checked="" type="checkbox"/>	<input type="checkbox"/>	50%				
Drive % *	<input checked="" type="checkbox"/>	<input type="checkbox"/>	75%				
Tag % *	<input checked="" type="checkbox"/>	<input type="checkbox"/>	75%				
Jake Brake *	<input checked="" type="checkbox"/>	<input type="checkbox"/>					
Shock - Front *	<input type="checkbox"/>	<input checked="" type="checkbox"/>	need replaced	2	\$319.50	\$639.00	1.5
Shock - Rear *	<input type="checkbox"/>	<input checked="" type="checkbox"/>	need replaced	6	\$337.78	\$2,026.68	2

**Tires**

Front % *	<input checked="" type="checkbox"/>	<input type="checkbox"/>	18/32 18/32 - DOT 2024				
Drive % *	<input checked="" type="checkbox"/>	<input type="checkbox"/>	16/32 16/32 16/32 16/32				
Tag % *	<input type="checkbox"/>	<input checked="" type="checkbox"/>	17/32 5/32 - DOT 2024 -P/S 2018				1.5
Wheelseals - Front *	<input checked="" type="checkbox"/>	<input type="checkbox"/>					
Wheelseals - Rear *	<input checked="" type="checkbox"/>	<input type="checkbox"/>					

**Seat Belts**

Driver *	<input checked="" type="checkbox"/>	<input type="checkbox"/>					
Jump *	<input checked="" type="checkbox"/>	<input type="checkbox"/>					
Passenger (if applicable) *	<input type="checkbox"/>	<input type="checkbox"/>					

**Other**

Steer Axle V-Link	<input type="checkbox"/>	<input checked="" type="checkbox"/>	need replaced	1	\$968.63	\$968.63	4
Sway Bar Links	<input type="checkbox"/>	<input checked="" type="checkbox"/>	steer axle needs replaced	2	\$136.09	\$272.18	1
Front Crankseal	<input type="checkbox"/>	<input checked="" type="checkbox"/>	leaking				TBD
Front Slide	<input type="checkbox"/>	<input checked="" type="checkbox"/>	only partially operating				TBD

**Busforsale.com ~ Bus Inspection**

Bus Name: **Maxcat**

<b>Conversion / Bus Interior</b>							
	OK	Repair	Technician's Notes:	Qty:	Per Piece:	Price:	Labor:
Smoke/Co2 Detector	<input type="checkbox"/>	<input checked="" type="checkbox"/>	none				
Switch Lights	<input checked="" type="checkbox"/>	<input type="checkbox"/>					
Switch Identification	<input checked="" type="checkbox"/>	<input type="checkbox"/>					
Water Pump Operation	<input checked="" type="checkbox"/>	<input type="checkbox"/>					
Fresh Water Drain	<input checked="" type="checkbox"/>	<input type="checkbox"/>					
Sewer Drain	<input checked="" type="checkbox"/>	<input type="checkbox"/>					
Air Vents Dash	<input checked="" type="checkbox"/>	<input type="checkbox"/>					
Air Vents Coach	<input type="checkbox"/>	<input type="checkbox"/>					
Driver Stereo	<input checked="" type="checkbox"/>	<input type="checkbox"/>					
BackUp Camera	<input type="checkbox"/>	<input checked="" type="checkbox"/>	screen operating - no picture				TBD
Driver Seat Operation	<input type="checkbox"/>	<input checked="" type="checkbox"/>	no air operation				TBD
Driver Seat	<input checked="" type="checkbox"/>	<input type="checkbox"/>					
Ceiling Lights	<input type="checkbox"/>	<input checked="" type="checkbox"/>	inoperable				TBD

<b>Finishes</b>							
Tile Condition	<input checked="" type="checkbox"/>	<input type="checkbox"/>					
Laminate Condition	<input type="checkbox"/>	<input checked="" type="checkbox"/>	numerous chips				TBD
Shower Operational	<input type="checkbox"/>	<input checked="" type="checkbox"/>					
Air Pocket Doors	<input type="checkbox"/>	<input checked="" type="checkbox"/>	bunk area inoperable				TBD
Pocket Doors	<input type="checkbox"/>	<input checked="" type="checkbox"/>					
Cabinet Hardware	<input checked="" type="checkbox"/>	<input type="checkbox"/>					
Ceiling Mirrors	<input type="checkbox"/>	<input checked="" type="checkbox"/>					
Shower Head	<input type="checkbox"/>	<input checked="" type="checkbox"/>					
Sink Head	<input checked="" type="checkbox"/>	<input type="checkbox"/>					
Upholstery-Front	<input checked="" type="checkbox"/>	<input type="checkbox"/>					
Upholstery-Rear	<input checked="" type="checkbox"/>	<input type="checkbox"/>					
Window Tint	<input checked="" type="checkbox"/>	<input type="checkbox"/>					
Windshield Rubber	<input checked="" type="checkbox"/>	<input type="checkbox"/>					

<b>Fuel System</b>							
Fuel Level	<input checked="" type="checkbox"/>	<input type="checkbox"/>					
Level Low System	<input checked="" type="checkbox"/>	<input type="checkbox"/>					

<b>Bumpers</b>							
Front Bumper	<input checked="" type="checkbox"/>	<input type="checkbox"/>					
Rear Bumper	<input type="checkbox"/>	<input checked="" type="checkbox"/>	broken in several places				TBD

<b>Keys</b>							
Door Code/Keypad	<input type="checkbox"/>	<input type="checkbox"/>	unknown				
Door	<input type="checkbox"/>	<input checked="" type="checkbox"/>	none				TBD
Ignition	<input checked="" type="checkbox"/>	<input type="checkbox"/>					
Engine	<input type="checkbox"/>	<input checked="" type="checkbox"/>	none				TBD
Bays	<input type="checkbox"/>	<input checked="" type="checkbox"/>	none				TBD
Cabinets/Interior	<input type="checkbox"/>	<input checked="" type="checkbox"/>					

<b>Other</b>							
Entrance Door	<input type="checkbox"/>	<input checked="" type="checkbox"/>	door cracked & broken at top hinge below glass				TBD
Radiator Door	<input type="checkbox"/>	<input checked="" type="checkbox"/>	latch stuck or broken - will not open				TBD
Service Door	<input type="checkbox"/>	<input checked="" type="checkbox"/>	P/S rear service door handle missing		\$223.70	\$223.70	2
Air Cooler	<input type="checkbox"/>	<input checked="" type="checkbox"/>	leaking				TBD
Turbo Drain Line	<input type="checkbox"/>	<input checked="" type="checkbox"/>	leaking				TBD
Oil Pan Gasket	<input type="checkbox"/>	<input checked="" type="checkbox"/>	leaking				TBD

**Electronics / Remotes**

	OK	Repair	Technician's Notes:	Qty:	Per Piece:	Price:	Labor:
Stereo Operational-F	<input checked="" type="checkbox"/>	<input type="checkbox"/>					
Stereo Operational-R	<input checked="" type="checkbox"/>	<input type="checkbox"/>					
TV - Front	<input checked="" type="checkbox"/>	<input type="checkbox"/>					
TV - Rear	<input checked="" type="checkbox"/>	<input type="checkbox"/>					
Generator Remote Start	<input checked="" type="checkbox"/>	<input type="checkbox"/>					
Genset Batteries	<input checked="" type="checkbox"/>	<input type="checkbox"/>					
Inverter Remote	<input type="checkbox"/>	<input checked="" type="checkbox"/>	display missing letter in window				TBD
In-Motion Satellite Locks	<input type="checkbox"/>	<input checked="" type="checkbox"/>	unknown				
Speakers Operational	<input checked="" type="checkbox"/>	<input type="checkbox"/>					
Satellite Syst. Operational	<input type="checkbox"/>	<input checked="" type="checkbox"/>	unknown				
Tachometer	<input type="checkbox"/>	<input checked="" type="checkbox"/>	inoperable	1	\$277.70	\$277.70	1

**Switches / Gauges / Lights**

Ship to Shore Switch/Plug	<input checked="" type="checkbox"/>	<input type="checkbox"/>					
Interior Lights 12v	<input type="checkbox"/>	<input checked="" type="checkbox"/>	rear lounge center ceiling inoperable				TBD
Interior Lights 120v	<input checked="" type="checkbox"/>	<input type="checkbox"/>					
Light Switches	<input checked="" type="checkbox"/>	<input type="checkbox"/>					
Step Lights	<input checked="" type="checkbox"/>	<input type="checkbox"/>					
Buddy Light	<input checked="" type="checkbox"/>	<input type="checkbox"/>					
Driver Light	<input checked="" type="checkbox"/>	<input type="checkbox"/>					
Day/Night Shades	<input checked="" type="checkbox"/>	<input type="checkbox"/>					
Toilet	<input checked="" type="checkbox"/>	<input type="checkbox"/>					
Speedometer	<input checked="" type="checkbox"/>	<input type="checkbox"/>					
Fuel Gauge	<input checked="" type="checkbox"/>	<input type="checkbox"/>					
Temp Gauge	<input checked="" type="checkbox"/>	<input type="checkbox"/>					
Amp Gauge	<input checked="" type="checkbox"/>	<input type="checkbox"/>					
Volt Gauge	<input checked="" type="checkbox"/>	<input type="checkbox"/>					
DC Volt Gauge	<input checked="" type="checkbox"/>	<input type="checkbox"/>					

**Operations**

Roof Vent Fans	<input type="checkbox"/>	<input checked="" type="checkbox"/>	inoperable	1	\$121.50	\$121.50	1.5
Roof/CruiseAir Operational	<input checked="" type="checkbox"/>	<input type="checkbox"/>					
Roof/Cruise Air Filters	<input checked="" type="checkbox"/>	<input type="checkbox"/>					
Hot Water Heater	<input checked="" type="checkbox"/>	<input type="checkbox"/>					
Step Slide Operational	<input type="checkbox"/>	<input checked="" type="checkbox"/>					
Webasto	<input type="checkbox"/>	<input checked="" type="checkbox"/>	did not test				
Toe Kick Heaters	<input type="checkbox"/>	<input checked="" type="checkbox"/>					
Heat Pumps	<input checked="" type="checkbox"/>	<input type="checkbox"/>					
Fan Clutch	<input checked="" type="checkbox"/>	<input type="checkbox"/>					
City/Air Horn	<input checked="" type="checkbox"/>	<input type="checkbox"/>					
A/C Air Tank	<input checked="" type="checkbox"/>	<input type="checkbox"/>					
Alignment	<input checked="" type="checkbox"/>	<input type="checkbox"/>					

**Bunks**

Bunk Lights	<input type="checkbox"/>	<input checked="" type="checkbox"/>	four (4) inoperable	4			TBD
Condo Curtains	<input type="checkbox"/>	<input checked="" type="checkbox"/>	none				
Bunk Curtains	<input checked="" type="checkbox"/>	<input type="checkbox"/>					
Mattresses	<input checked="" type="checkbox"/>	<input type="checkbox"/>					
Bunk TV's	<input type="checkbox"/>	<input type="checkbox"/>	did not test				
	<input type="checkbox"/>	<input type="checkbox"/>					

**Busforsale.com ~ Bus Inspection**

Bus Name: **Maxcat**

<b>Engine &amp; Mechanical</b>							
	OK	Repair	Technician's Notes:	Qty:	Per Piece:	Price:	Labor:
ECM Codes	<input type="checkbox"/>	<input type="checkbox"/>	could not read				
House Alternator Charge	<input type="checkbox"/> N/A	<input type="checkbox"/> N/A	charges from main engine alt				
Drive AC Operational	<input type="checkbox"/>	<input checked="" type="checkbox"/>	blows hot				TBD
Coach AC Operational	<input checked="" type="checkbox"/>	<input type="checkbox"/>					
Coach AC Components	<input checked="" type="checkbox"/>	<input type="checkbox"/>					
HVAC Motor Brushes	<input checked="" type="checkbox"/>	<input type="checkbox"/>					
House Batteries	<input checked="" type="checkbox"/>	<input type="checkbox"/>					
Chassis Batteries	<input checked="" type="checkbox"/>	<input type="checkbox"/>					
Radiator Condition	<input checked="" type="checkbox"/>	<input type="checkbox"/>					
Belt Condition	<input checked="" type="checkbox"/>	<input type="checkbox"/>					
Charge Air Cooler	<input checked="" type="checkbox"/>	<input type="checkbox"/>					
Airbags	<input type="checkbox"/>	<input checked="" type="checkbox"/>	need tag axle	2	\$219.86	\$439.72	4
Transmission Seal	<input checked="" type="checkbox"/>	<input type="checkbox"/>					
Rear Main Seal	<input type="checkbox"/>	<input checked="" type="checkbox"/>	leaking				
Pinion Seal	<input checked="" type="checkbox"/>	<input type="checkbox"/>					
Mitre Box Seals	<input type="checkbox"/> N/A	<input type="checkbox"/> N/A					
50DN Seals	<input type="checkbox"/> N/A	<input type="checkbox"/> N/A	Bosch				
Charging	<input checked="" type="checkbox"/>	<input type="checkbox"/>					
Mitre Box Dipstick	<input type="checkbox"/> N/A	<input type="checkbox"/> N/A					
Oil Dipstick	<input checked="" type="checkbox"/>	<input type="checkbox"/>					
Trans Dipstick	<input checked="" type="checkbox"/>	<input type="checkbox"/>					
Differential Oil	<input checked="" type="checkbox"/>	<input type="checkbox"/>					
Coolant Level	<input checked="" type="checkbox"/>	<input type="checkbox"/>					
Transmission Fluid Level	<input checked="" type="checkbox"/>	<input type="checkbox"/>					
Motor Oil Level	<input checked="" type="checkbox"/>	<input type="checkbox"/>					
Power Steering Level	<input checked="" type="checkbox"/>	<input type="checkbox"/>					
	<input type="checkbox"/>	<input type="checkbox"/>					
	<input type="checkbox"/>	<input type="checkbox"/>					

<b>Exterior</b>							
Body Damage	<input type="checkbox"/>	<input checked="" type="checkbox"/>	see page six (6)				
Bay Door Shocks	<input checked="" type="checkbox"/>	<input type="checkbox"/>					
Bay Door Actuators	<input type="checkbox"/>	<input checked="" type="checkbox"/>	three (3) inoperable	3	\$87.66	\$262.98	2
Bay Door Operation	<input checked="" type="checkbox"/>	<input type="checkbox"/>					
Roof Inspection	<input checked="" type="checkbox"/>	<input type="checkbox"/>					
Roof Seals	<input checked="" type="checkbox"/>	<input type="checkbox"/>					
Mirror Chrome Condition	<input type="checkbox"/> N/A	<input type="checkbox"/> N/A	painted				
Door Latches	<input type="checkbox"/>	<input checked="" type="checkbox"/>	p/s rear service door handle assy				1.5
Trailer Wiring	<input checked="" type="checkbox"/>	<input type="checkbox"/>					
Rub Rails	<input type="checkbox"/>	<input checked="" type="checkbox"/>	see page six (6)				
Side Glass	<input type="checkbox"/>	<input checked="" type="checkbox"/>	p/s #1 fogged	1	\$3,782.78	\$3,782.78	TBD
Entrance Door Glass	<input checked="" type="checkbox"/>	<input type="checkbox"/>					
Shore Cord	<input type="checkbox"/>	<input checked="" type="checkbox"/>	none		\$825.00	\$825.00	
Awning Operable	<input type="checkbox"/> N/A	<input type="checkbox"/> N/A					
Docking Lights	<input type="checkbox"/>	<input checked="" type="checkbox"/>	two (2) rear inoperable	2			TBD
Mirror Operation	<input type="checkbox"/>	<input checked="" type="checkbox"/>	all inoperable				TBD
Paint Repair	<input type="checkbox"/>	<input checked="" type="checkbox"/>	see page six (6)				
	<input type="checkbox"/>	<input type="checkbox"/>					

ANNUAL VEHICLE INSPECTION REPORT

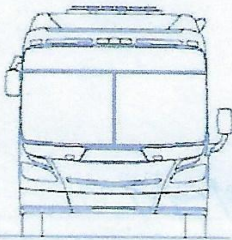
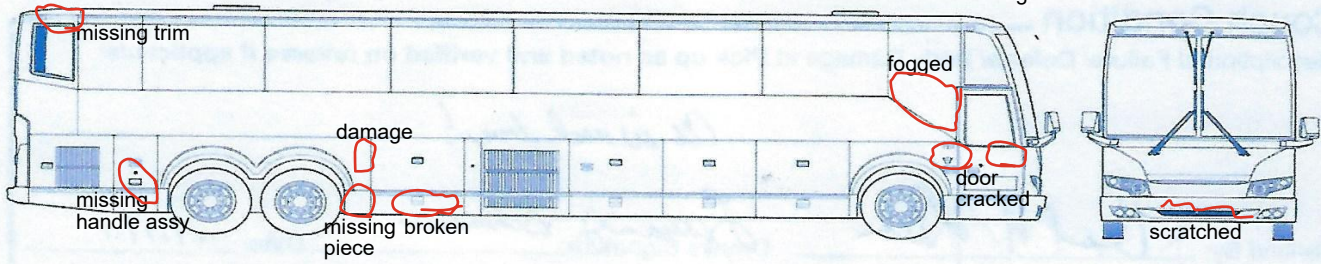
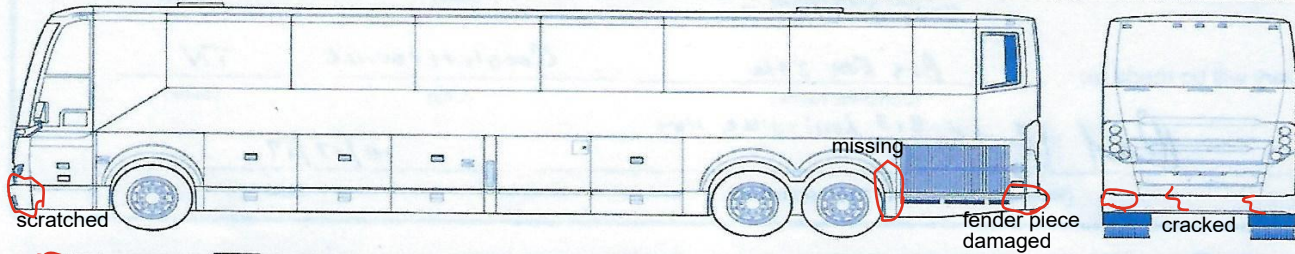
VEHICLE HISTORY RECORD	
REPORT NUMBER	FLEET UNIT NUMBER
DATE	

MOTOR CARRIER OPERATOR	INSPECTOR'S NAME (PRINT OR TYPE)
ADDRESS	THIS INSPECTOR MEETS THE QUALIFICATION REQUIREMENTS IN SECTION 396.19. <input type="checkbox"/> YES
CITY, STATE, ZIP CODE	VEHICLE IDENTIFICATION ( <input checked="" type="checkbox"/> AND COMPLETE) <input type="checkbox"/> LIC. PLATE NO. <input type="checkbox"/> VIN <input type="checkbox"/> OTHER
VEHICLE TYPE <input type="checkbox"/> TRACTOR <input type="checkbox"/> TRAILER <input type="checkbox"/> TRUCK <input type="checkbox"/> BUS <input type="checkbox"/> (OTHER)	INSPECTION AGENCY/LOCATION (OPTIONAL)

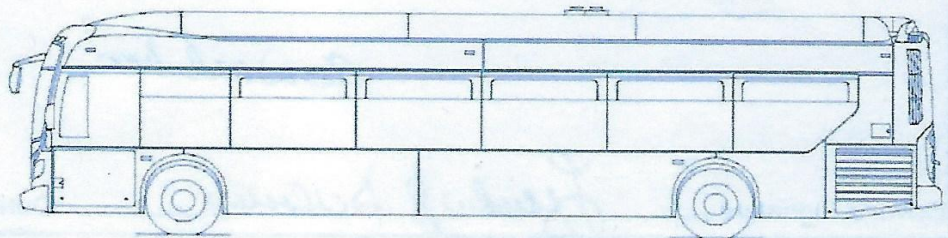
VEHICLE COMPONENTS INSPECTED											
OK	NEEDS REPAIR	REPAIRED DATE	ITEM	OK	NEEDS REPAIR	REPAIRED DATE	ITEM	OK	NEEDS REPAIR	REPAIRED DATE	ITEM
<input checked="" type="checkbox"/>	<input type="checkbox"/>		<b>1. BRAKE SYSTEM</b>	<input type="checkbox"/>	<input type="checkbox"/>		<b>6. SAFE LOADING</b>	<input checked="" type="checkbox"/>	<input type="checkbox"/>		<b>10. TIRES</b>
<input checked="" type="checkbox"/>	<input type="checkbox"/>		a. Service Brakes	<input type="checkbox"/>	<input type="checkbox"/>		a. Part(s) of vehicle or condition of loading such that the spare tire or any part of the load or dunnage can fall onto the roadway.	<input checked="" type="checkbox"/>	<input type="checkbox"/>		a. Tires on any steering axle of a power unit.
<input checked="" type="checkbox"/>	<input type="checkbox"/>		b. Parking Brake System	<input checked="" type="checkbox"/>	<input type="checkbox"/>		b. Protection against shifting cargo.	<input checked="" type="checkbox"/>	<input type="checkbox"/>		b. All other tires.
<input checked="" type="checkbox"/>	<input type="checkbox"/>		c. Brake Drums or Rotors	<input type="checkbox"/>	<input type="checkbox"/>		c. Container securement devices on intermodal equipment.	<input checked="" type="checkbox"/>	<input type="checkbox"/>		<b>11. WHEELS AND RIMS</b>
<input checked="" type="checkbox"/>	<input type="checkbox"/>		d. Brake Hose	<input type="checkbox"/>	<input type="checkbox"/>			<input checked="" type="checkbox"/>	<input type="checkbox"/>		a. Lock or Side Ring
<input checked="" type="checkbox"/>	<input type="checkbox"/>		e. Brake Tubing	<input type="checkbox"/>	<input type="checkbox"/>			<input checked="" type="checkbox"/>	<input type="checkbox"/>		b. Wheels and Rims
<input checked="" type="checkbox"/>	<input type="checkbox"/>		f. Low Pressure Warning Device	<input type="checkbox"/>	<input type="checkbox"/>			<input checked="" type="checkbox"/>	<input type="checkbox"/>		c. Fasteners
<input checked="" type="checkbox"/>	<input type="checkbox"/>		g. Tractor Protection Valve	<input type="checkbox"/>	<input type="checkbox"/>			<input checked="" type="checkbox"/>	<input type="checkbox"/>		d. Welds
<input checked="" type="checkbox"/>	<input type="checkbox"/>		h. Air Compressor	<input type="checkbox"/>	<input type="checkbox"/>			<input checked="" type="checkbox"/>	<input type="checkbox"/>		<b>12. WINDSHIELD GLAZING</b>
<input checked="" type="checkbox"/>	<input type="checkbox"/>		i. Electric Brakes	<input type="checkbox"/>	<input type="checkbox"/>			<input checked="" type="checkbox"/>	<input type="checkbox"/>		Requirements and exceptions as stated pertaining to any crack, discoloration or vision reducing matter (reference 393.60 for exceptions).
<input checked="" type="checkbox"/>	<input type="checkbox"/>		j. Hydraulic Brakes	<input type="checkbox"/>	<input type="checkbox"/>			<input checked="" type="checkbox"/>	<input type="checkbox"/>		
<input checked="" type="checkbox"/>	<input type="checkbox"/>		k. Vacuum Systems	<input type="checkbox"/>	<input type="checkbox"/>			<input checked="" type="checkbox"/>	<input type="checkbox"/>		
<input checked="" type="checkbox"/>	<input type="checkbox"/>		<b>2. COUPLING DEVICES</b>	<input checked="" type="checkbox"/>	<input type="checkbox"/>		<b>7. STEERING MECHANISM</b>	<input checked="" type="checkbox"/>	<input type="checkbox"/>		
<input checked="" type="checkbox"/>	<input type="checkbox"/>		a. Fifth Wheels	<input checked="" type="checkbox"/>	<input type="checkbox"/>		a. Steering Wheel Free Play	<input checked="" type="checkbox"/>	<input type="checkbox"/>		
<input checked="" type="checkbox"/>	<input type="checkbox"/>		b. Pintle Hooks	<input checked="" type="checkbox"/>	<input type="checkbox"/>		b. Steering Column	<input checked="" type="checkbox"/>	<input type="checkbox"/>		
<input checked="" type="checkbox"/>	<input type="checkbox"/>		c. Drawbar/Towbar Eye	<input checked="" type="checkbox"/>	<input type="checkbox"/>		c. Front Axle Beam and All Steering Components Other Than Steering Column	<input checked="" type="checkbox"/>	<input type="checkbox"/>		<b>13. WINDSHIELD WIPERS</b>
<input checked="" type="checkbox"/>	<input type="checkbox"/>		d. Drawbar/Towbar Tongue	<input checked="" type="checkbox"/>	<input type="checkbox"/>		d. Steering Gear Box	<input checked="" type="checkbox"/>	<input type="checkbox"/>		Any power unit that has an inoperative wiper, or missing or damaged parts that render it ineffective.
<input checked="" type="checkbox"/>	<input type="checkbox"/>		e. Safety Devices	<input checked="" type="checkbox"/>	<input type="checkbox"/>		e. Pitman Arm	<input checked="" type="checkbox"/>	<input type="checkbox"/>		
<input checked="" type="checkbox"/>	<input type="checkbox"/>		f. Saddle-Mounts	<input checked="" type="checkbox"/>	<input type="checkbox"/>		f. Power Steering	<input checked="" type="checkbox"/>	<input type="checkbox"/>		
<input checked="" type="checkbox"/>	<input type="checkbox"/>		<b>3. EXHAUST SYSTEM</b>	<input checked="" type="checkbox"/>	<input type="checkbox"/>		g. Ball and Socket Joints	<input checked="" type="checkbox"/>	<input type="checkbox"/>		<b>14. OTHER</b>
<input checked="" type="checkbox"/>	<input type="checkbox"/>		a. Exhaust system leaking forward of or directly below the driver/sleeper compartment.	<input checked="" type="checkbox"/>	<input type="checkbox"/>		h. Tie Rods and Drag Links	<input checked="" type="checkbox"/>	<input type="checkbox"/>		List any other condition(s) which may prevent safe operation of this vehicle.
<input checked="" type="checkbox"/>	<input type="checkbox"/>		b. Bus exhaust system leaking or discharging in violation of standard.	<input checked="" type="checkbox"/>	<input type="checkbox"/>		i. Nuts	<input checked="" type="checkbox"/>	<input type="checkbox"/>		lights
<input checked="" type="checkbox"/>	<input type="checkbox"/>		c. Exhaust system likely to burn, char, or damage the electrical wiring, fuel supply, or any combustible part of the motor vehicle.	<input checked="" type="checkbox"/>	<input type="checkbox"/>		j. Steering System	<input checked="" type="checkbox"/>	<input type="checkbox"/>		shocks
<input checked="" type="checkbox"/>	<input type="checkbox"/>		<b>4. FUEL SYSTEM</b>	<input checked="" type="checkbox"/>	<input type="checkbox"/>		<b>8. SUSPENSION</b>	<input checked="" type="checkbox"/>	<input type="checkbox"/>		tag tire
<input checked="" type="checkbox"/>	<input type="checkbox"/>		a. Visible leak.	<input checked="" type="checkbox"/>	<input type="checkbox"/>		a. Any U-bolt(s), spring hanger(s), or other axle positioning part(s) cracked, broken, loose or missing resulting in shifting of an axle from its normal position.	<input checked="" type="checkbox"/>	<input type="checkbox"/>		u-link steer axle
<input checked="" type="checkbox"/>	<input type="checkbox"/>		b. Fuel tank filler cap missing.	<input checked="" type="checkbox"/>	<input type="checkbox"/>		b. Spring Assembly	<input checked="" type="checkbox"/>	<input type="checkbox"/>		sway bar links steer axle
<input checked="" type="checkbox"/>	<input type="checkbox"/>		c. Fuel tank securely attached.	<input checked="" type="checkbox"/>	<input type="checkbox"/>		c. Torque, Radius or Tracking Components	<input checked="" type="checkbox"/>	<input type="checkbox"/>		air bags
<input checked="" type="checkbox"/>	<input type="checkbox"/>		<b>5. LIGHTING DEVICES</b>	<input checked="" type="checkbox"/>	<input type="checkbox"/>		<b>9. FRAME</b>	<input checked="" type="checkbox"/>	<input type="checkbox"/>		
<input checked="" type="checkbox"/>	<input type="checkbox"/>		All lighting devices and reflectors required by Part 393 shall be operable.	<input checked="" type="checkbox"/>	<input type="checkbox"/>		a. Frame Members	<input checked="" type="checkbox"/>	<input type="checkbox"/>		
<input checked="" type="checkbox"/>	<input type="checkbox"/>			<input checked="" type="checkbox"/>	<input type="checkbox"/>		b. Tire and Wheel Clearance	<input checked="" type="checkbox"/>	<input type="checkbox"/>		
<input checked="" type="checkbox"/>	<input type="checkbox"/>			<input checked="" type="checkbox"/>	<input type="checkbox"/>		c. Adjustable Axle Assemblies (Sliding Subframes)	<input checked="" type="checkbox"/>	<input type="checkbox"/>		

INSTRUCTIONS: MARK COLUMN ENTRIES TO VERIFY INSPECTION:  OK,  NEEDS REPAIR,  NA IF ITEMS DO NOT APPLY, \_\_\_\_\_ REPAIRED DATE

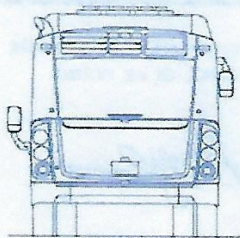
CERTIFICATION: THIS VEHICLE HAS PASSED ALL THE INSPECTION ITEMS FOR THE ANNUAL VEHICLE INSPECTION IN ACCORDANCE WITH 49 CFR PART 396.



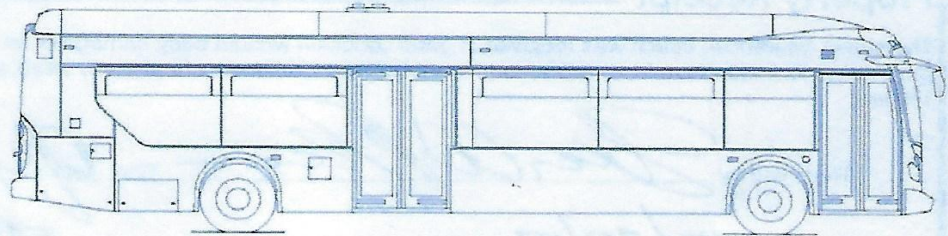
Front View



Streetside View



Rear View



Curbside View