

Busforsale.com ~ Bus Inspection

Today's Date	3/31/2026	Bus Name	Rolling Thunder	
Yr/Make/Model	2000 Prevost H3-45	VIN#	2PCV3349831014535	
Mileage	785,111 / ecm 40,290	Door Code	31933	Tech & Time:
Engine Type	Detroit Series 60	Transmission Type	Allison B500	Generator
Engine Serial #	06R0692289	Transmission Serial#	1226603WB1	Gen Hours 13,568

DOT Compliance Items

	OK	Repair	Technician's Notes:	Qty:	Per Piece:	Price:	Labor:
Driving Fog Lights *	<input checked="" type="checkbox"/>	<input type="checkbox"/>					
Gauge Lights *	<input checked="" type="checkbox"/>	<input type="checkbox"/>					
Dash Lights *	<input checked="" type="checkbox"/>	<input type="checkbox"/>					
ABS Light *	<input checked="" type="checkbox"/>	<input type="checkbox"/>					
Headlights *	<input checked="" type="checkbox"/>	<input type="checkbox"/>					
Brake Lights *	<input checked="" type="checkbox"/>	<input type="checkbox"/>					
Clearance Lights *	<input checked="" type="checkbox"/>	<input type="checkbox"/>					
Tail Lights *	<input checked="" type="checkbox"/>	<input type="checkbox"/>					
Turn Lights *	<input checked="" type="checkbox"/>	<input type="checkbox"/>					
Escape Hatch Operational *	<input type="checkbox" value="N/A"/>	<input type="checkbox" value="N/A"/>					
Windshield *	<input type="checkbox"/>	<input checked="" type="checkbox"/>	p/s crack at bottom / d/s paint peeling at top				
Driver Glass *	<input checked="" type="checkbox"/>	<input type="checkbox"/>					
Windshield Wipers *	<input checked="" type="checkbox"/>	<input type="checkbox"/>					
Upper Control Arms *	<input checked="" type="checkbox"/>	<input type="checkbox"/>					
Lower Control Arms *	<input checked="" type="checkbox"/>	<input type="checkbox"/>					
Suspension - Front *	<input checked="" type="checkbox"/>	<input type="checkbox"/>					
Suspension - Rear *	<input type="checkbox"/>	<input checked="" type="checkbox"/>	need dog bone bushing				
Power Steering *	<input checked="" type="checkbox"/>	<input type="checkbox"/>					
Exhaust System/Muffler *	<input type="checkbox"/>	<input checked="" type="checkbox"/>	bottom rusted out				

Brakes

Front % *	<input checked="" type="checkbox"/>	<input type="checkbox"/>	70%				
Drive % *	<input checked="" type="checkbox"/>	<input type="checkbox"/>	60%				
Tag % *	<input checked="" type="checkbox"/>	<input type="checkbox"/>	50%				
Jake Brake *	<input checked="" type="checkbox"/>	<input type="checkbox"/>					
Shock - Front *	<input checked="" type="checkbox"/>	<input type="checkbox"/>					
Shock - Rear *	<input checked="" type="checkbox"/>	<input type="checkbox"/>					

Tires

Front % *	<input checked="" type="checkbox"/>	<input type="checkbox"/>	17/32 17/32 - DOT 2023				
Drive % *	<input checked="" type="checkbox"/>	<input type="checkbox"/>	13/32 121/32 - DOT 2021				
Tag % *	<input checked="" type="checkbox"/>	<input type="checkbox"/>	15/32 17/32 - DOT 2023				
Wheelseals - Front *	<input checked="" type="checkbox"/>	<input type="checkbox"/>					
Wheelseals - Rear *	<input checked="" type="checkbox"/>	<input type="checkbox"/>					

Seat Belts

Driver *	<input checked="" type="checkbox"/>	<input type="checkbox"/>					
Jump *	<input checked="" type="checkbox"/>	<input type="checkbox"/>					
Passenger (if applicable) *	<input type="checkbox"/>	<input type="checkbox"/>					

Other

	<input type="checkbox"/>	<input type="checkbox"/>					
	<input type="checkbox"/>	<input type="checkbox"/>					
	<input type="checkbox"/>	<input type="checkbox"/>					
	<input type="checkbox"/>	<input type="checkbox"/>					
	<input type="checkbox"/>	<input type="checkbox"/>					

Conversion / Bus Interior							
	OK	Repair	Technician's Notes:	Qty:	Per Piece:	Price:	Labor:
Smoke/Co2 Detector	<input type="checkbox"/>	<input type="checkbox"/>	none				
Switch Lights	<input checked="" type="checkbox"/>	<input type="checkbox"/>					
Switch Identification	<input checked="" type="checkbox"/>	<input type="checkbox"/>					
Water Pump Operation	<input checked="" type="checkbox"/>	<input type="checkbox"/>					
Fresh Water Drain	<input checked="" type="checkbox"/>	<input type="checkbox"/>					
Sewer Drain	<input checked="" type="checkbox"/>	<input type="checkbox"/>					
Air Vents Dash	<input checked="" type="checkbox"/>	<input type="checkbox"/>					
Air Vents Coach	<input checked="" type="checkbox"/>	<input type="checkbox"/>					
Driver Stereo	<input type="checkbox"/>	<input checked="" type="checkbox"/>					
BackUp Camera	<input checked="" type="checkbox"/>	<input type="checkbox"/>					
Driver Seat Operation	<input checked="" type="checkbox"/>	<input type="checkbox"/>					
Driver Seat	<input checked="" type="checkbox"/>	<input type="checkbox"/>					
	<input type="checkbox"/>	<input type="checkbox"/>					

Finishes							
Tile Condition	<input checked="" type="checkbox"/>	<input type="checkbox"/>					
Laminate Condition	<input checked="" type="checkbox"/>	<input type="checkbox"/>					
Shower Operational	<input checked="" type="checkbox"/>	<input checked="" type="checkbox"/>					
Air Pocket Doors	<input checked="" type="checkbox"/>	<input checked="" type="checkbox"/>					
Pocket Doors	<input checked="" type="checkbox"/>	<input checked="" type="checkbox"/>					
Cabinet Hardware	<input checked="" type="checkbox"/>	<input type="checkbox"/>					
Ceiling Mirrors	<input checked="" type="checkbox"/>	<input checked="" type="checkbox"/>					
Shower Head	<input checked="" type="checkbox"/>	<input checked="" type="checkbox"/>					
Sink Head	<input checked="" type="checkbox"/>	<input type="checkbox"/>					
Upholstery-Front	<input checked="" type="checkbox"/>	<input type="checkbox"/>					
Upholstery-Rear	<input checked="" type="checkbox"/>	<input type="checkbox"/>					
Window Tint	<input type="checkbox"/>	<input checked="" type="checkbox"/>	d/s windshield				
Windshield Rubber	<input checked="" type="checkbox"/>	<input type="checkbox"/>					

Fuel System							
Fuel Level	<input checked="" type="checkbox"/>	<input type="checkbox"/>					
Level Low System	<input checked="" type="checkbox"/>	<input type="checkbox"/>					

Bumpers							
Front Bumper	<input type="checkbox"/>	<input checked="" type="checkbox"/>	paint chipping off				
Rear Bumper	<input type="checkbox"/>	<input checked="" type="checkbox"/>	paint chipping off				

Keys							
Door Code/Keypad	<input checked="" type="checkbox"/>	<input type="checkbox"/>					
Door	<input checked="" type="checkbox"/>	<input type="checkbox"/>					
Ignition	<input checked="" type="checkbox"/>	<input type="checkbox"/>					
Engine	<input checked="" type="checkbox"/>	<input type="checkbox"/>					
Bays	<input checked="" type="checkbox"/>	<input type="checkbox"/>					
Cabinets/Interior	<input checked="" type="checkbox"/>	<input type="checkbox"/>					

Other							
	<input type="checkbox"/>	<input type="checkbox"/>					
	<input type="checkbox"/>	<input type="checkbox"/>					
	<input type="checkbox"/>	<input type="checkbox"/>					
	<input type="checkbox"/>	<input type="checkbox"/>					
	<input type="checkbox"/>	<input type="checkbox"/>					
	<input type="checkbox"/>	<input type="checkbox"/>					

Electronics / Remotes

	OK	Repair	Technician's Notes:	Qty:	Per Piece:	Price:	Labor:
Stereo Operational-F	<input checked="" type="checkbox"/>	<input type="checkbox"/>					
Stereo Operational-R	<input checked="" type="checkbox"/>	<input type="checkbox"/>					
TV - Front	<input checked="" type="checkbox"/>	<input type="checkbox"/>					
TV - Rear	<input checked="" type="checkbox"/>	<input type="checkbox"/>					
Generator Remote Start	<input type="checkbox"/>	<input checked="" type="checkbox"/>	both start from bottom				
Genset Batteries	<input checked="" type="checkbox"/>	<input type="checkbox"/>					
Inverter Remote	<input checked="" type="checkbox"/>	<input type="checkbox"/>					
In-Motion Satellite Locks	<input type="checkbox"/>	<input type="checkbox"/>					
Speakers Operational	<input checked="" type="checkbox"/>	<input type="checkbox"/>					
Satellite Syst. Operational	<input type="checkbox"/>	<input type="checkbox"/>					
	<input type="checkbox"/>	<input type="checkbox"/>					

Switches / Gauges / Lights

Ship to Shore Switch/Plug	<input checked="" type="checkbox"/>	<input type="checkbox"/>					
Interior Lights 12v	<input checked="" type="checkbox"/>	<input type="checkbox"/>					
Interior Lights 120v	<input checked="" type="checkbox"/>	<input type="checkbox"/>					
Light Switches	<input checked="" type="checkbox"/>	<input type="checkbox"/>					
Step Lights	<input checked="" type="checkbox"/>	<input type="checkbox"/>					
Buddy Light	<input checked="" type="checkbox"/>	<input type="checkbox"/>					
Driver Light	<input checked="" type="checkbox"/>	<input type="checkbox"/>					
Day/Night Shades	<input checked="" type="checkbox"/>	<input type="checkbox"/>					
Toilet	<input type="checkbox"/>	<input type="checkbox"/>					
Speedometer	<input checked="" type="checkbox"/>	<input type="checkbox"/>					
Fuel Gauge	<input checked="" type="checkbox"/>	<input type="checkbox"/>					
Temp Gauge	<input checked="" type="checkbox"/>	<input type="checkbox"/>					
Amp Gauge	<input checked="" type="checkbox"/>	<input type="checkbox"/>					
Volt Gauge	<input type="checkbox"/>	<input checked="" type="checkbox"/>	battery light is on				
DC Volt Gauge	<input checked="" type="checkbox"/>	<input type="checkbox"/>					

Operations

Roof Vent Fans	<input checked="" type="checkbox"/>	<input type="checkbox"/>					
Roof/CruiseAir Operational	<input checked="" type="checkbox"/>	<input type="checkbox"/>					
Roof/Cruise Air Filters	<input checked="" type="checkbox"/>	<input type="checkbox"/>					
Hot Water Heater	<input checked="" type="checkbox"/>	<input type="checkbox"/>					
Step Slide Operational	<input type="checkbox"/>	<input type="checkbox"/>					
Webasto	<input type="checkbox"/>	<input type="checkbox"/>					
Toe Kick Heaters	<input checked="" type="checkbox"/>	<input type="checkbox"/>					
Heat Pumps	<input type="checkbox"/>	<input type="checkbox"/>					
Fan Clutch	<input checked="" type="checkbox"/>	<input type="checkbox"/>					
City/Air Horn	<input type="checkbox"/>	<input checked="" type="checkbox"/>	air horns inoperable				
A/C Air Tank	<input checked="" type="checkbox"/>	<input type="checkbox"/>					
Alignment	<input checked="" type="checkbox"/>	<input type="checkbox"/>					

Bunks

Bunk Lights	<input checked="" type="checkbox"/>	<input type="checkbox"/>					
Condo Curtains	<input checked="" type="checkbox"/>	<input type="checkbox"/>					
Bunk Curtains	<input checked="" type="checkbox"/>	<input type="checkbox"/>					
Mattresses	<input checked="" type="checkbox"/>	<input type="checkbox"/>					
Bunk TV's	<input checked="" type="checkbox"/>	<input type="checkbox"/>					
	<input type="checkbox"/>	<input type="checkbox"/>					

Engine & Mechanical			Technician's Notes:	Qty:	Per Piece:	Price:	Labor:
ECM Codes	<input checked="" type="checkbox"/>	<input type="checkbox"/>					
House Alternator Charge	<input type="checkbox"/>	<input type="checkbox"/>					
Drive AC Operational	<input checked="" type="checkbox"/>	<input type="checkbox"/>					
Coach AC Operational	<input type="checkbox"/>	<input type="checkbox"/>					
Coach AC Components	<input type="checkbox"/>	<input type="checkbox"/>					
HVAC Motor Brushes	<input checked="" type="checkbox"/>	<input type="checkbox"/>					
House Batteries	<input checked="" type="checkbox"/>	<input type="checkbox"/>					
Chassis Batteries	<input type="checkbox"/>	<input checked="" type="checkbox"/>	batteries are dead				
Radiator Condition	<input type="checkbox"/>	<input checked="" type="checkbox"/>	rusted				
Belt Condition	<input type="checkbox"/>	<input checked="" type="checkbox"/>	need all belts - worn & cracked				
Charge Air Cooler	<input checked="" type="checkbox"/>	<input type="checkbox"/>					
Airbags	<input checked="" type="checkbox"/>	<input type="checkbox"/>					
Transmission Seal	<input checked="" type="checkbox"/>	<input type="checkbox"/>					
Rear Main Seal	<input checked="" type="checkbox"/>	<input type="checkbox"/>					
Pinion Seal	<input checked="" type="checkbox"/>	<input type="checkbox"/>					
Mitre Box Seals	<input checked="" type="checkbox"/>	<input type="checkbox"/>					
50DN Seals	<input type="checkbox"/>	<input type="checkbox"/>					
Charging	<input type="checkbox"/>	<input checked="" type="checkbox"/>	battery light is on				
Mitre Box Dipstick	<input checked="" type="checkbox"/>	<input type="checkbox"/>					
Oil Dipstick	<input checked="" type="checkbox"/>	<input type="checkbox"/>					
Trans Dipstick	<input type="checkbox"/>	<input checked="" type="checkbox"/>	rusted				
Differential Oil	<input checked="" type="checkbox"/>	<input type="checkbox"/>					
Coolant Level	<input checked="" type="checkbox"/>	<input type="checkbox"/>					
Transmission Fluid Level	<input checked="" type="checkbox"/>	<input type="checkbox"/>					
Motor Oil Level	<input checked="" type="checkbox"/>	<input type="checkbox"/>					
Power Steering Level	<input checked="" type="checkbox"/>	<input type="checkbox"/>					
	<input type="checkbox"/>	<input type="checkbox"/>					
	<input type="checkbox"/>	<input type="checkbox"/>					
Exterior							
Body Damage	<input type="checkbox"/>	<input checked="" type="checkbox"/>	see page six (6)				
Bay Door Shocks	<input checked="" type="checkbox"/>	<input type="checkbox"/>					
Bay Door Actuators	<input checked="" type="checkbox"/>	<input type="checkbox"/>					
Bay Door Operation	<input checked="" type="checkbox"/>	<input type="checkbox"/>					
Roof Inspection	<input checked="" type="checkbox"/>	<input type="checkbox"/>					
Roof Seals	<input checked="" type="checkbox"/>	<input type="checkbox"/>					
Mirror Chrome Condition	<input type="checkbox"/>	<input checked="" type="checkbox"/>	d/s peeling				
Door Latches	<input checked="" type="checkbox"/>	<input type="checkbox"/>					
Trailer Wiring	<input checked="" type="checkbox"/>	<input type="checkbox"/>					
Rub Rails	<input checked="" type="checkbox"/>	<input type="checkbox"/>					
Side Glass	<input checked="" type="checkbox"/>	<input type="checkbox"/>					
Entrance Door Glass	<input checked="" type="checkbox"/>	<input type="checkbox"/>					
Shore Cord	<input checked="" type="checkbox"/>	<input type="checkbox"/>					
Awning Operable	<input checked="" type="checkbox"/>	<input type="checkbox"/>					
Docking Lights	<input type="checkbox"/>	<input checked="" type="checkbox"/>	front are inoperable				
Mirror Operation	<input checked="" type="checkbox"/>	<input type="checkbox"/>					
Paint Repair	<input type="checkbox"/>	<input checked="" type="checkbox"/>	see page six (6)				
	<input type="checkbox"/>	<input type="checkbox"/>					

ANNUAL VEHICLE INSPECTION REPORT

VEHICLE HISTORY RECORD	
REPORT NUMBER	FLEET UNIT NUMBER
DATE	

MOTOR CARRIER OPERATOR	INSPECTOR'S NAME (PRINT OR TYPE)
ADDRESS	THIS INSPECTOR MEETS THE QUALIFICATION REQUIREMENTS IN SECTION 396.19. <input type="checkbox"/> YES
CITY, STATE, ZIP CODE	VEHICLE IDENTIFICATION (<input checked="" type="checkbox"/> AND COMPLETE) <input type="checkbox"/> LIC. PLATE NO. <input type="checkbox"/> VIN <input type="checkbox"/> OTHER
VEHICLE TYPE <input type="checkbox"/> TRACTOR <input type="checkbox"/> TRAILER <input type="checkbox"/> TRUCK <input type="checkbox"/> BUS <input type="checkbox"/> (OTHER)	INSPECTION AGENCY/LOCATION (OPTIONAL)

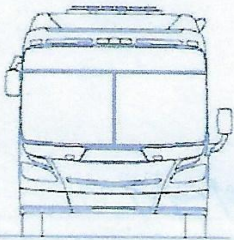
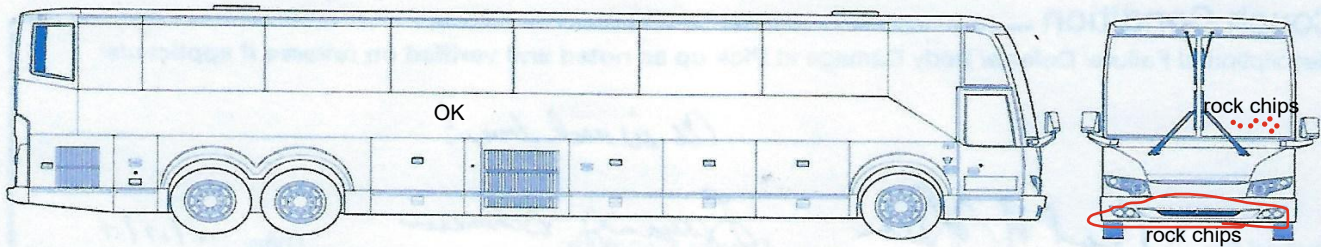
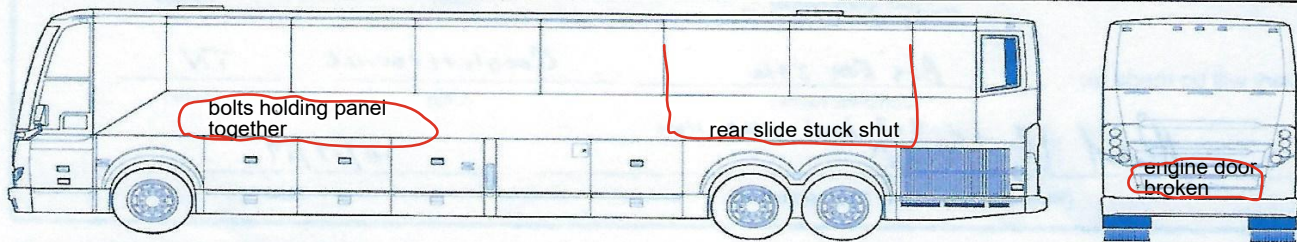
VEHICLE COMPONENTS INSPECTED											
OK	NEEDS REPAIR	REPAIRED DATE	ITEM	OK	NEEDS REPAIR	REPAIRED DATE	ITEM	OK	NEEDS REPAIR	REPAIRED DATE	ITEM
<input checked="" type="checkbox"/>			1. BRAKE SYSTEM				6. SAFE LOADING	<input checked="" type="checkbox"/>			10. TIRES
<input checked="" type="checkbox"/>			a. Service Brakes				a. Part(s) of vehicle or condition of loading such that the spare tire or any part of the load or dunnage can fall onto the roadway.	<input checked="" type="checkbox"/>			a. Tires on any steering axle of a power unit.
<input checked="" type="checkbox"/>			b. Parking Brake System				b. Protection against shifting cargo.	<input checked="" type="checkbox"/>			b. All other tires.
<input checked="" type="checkbox"/>			c. Brake Drums or Rotors	<input checked="" type="checkbox"/>			c. Container securement devices on intermodal equipment.	N/A			11. WHEELS AND RIMS
<input checked="" type="checkbox"/>			d. Brake Hose					<input checked="" type="checkbox"/>			a. Lock or Side Ring
<input checked="" type="checkbox"/>			e. Brake Tubing					<input checked="" type="checkbox"/>			b. Wheels and Rims
<input checked="" type="checkbox"/>			f. Low Pressure Warning Device	<input checked="" type="checkbox"/>				<input checked="" type="checkbox"/>			c. Fasteners
<input checked="" type="checkbox"/>			g. Tractor Protection Valve					<input checked="" type="checkbox"/>			d. Welds
<input checked="" type="checkbox"/>			h. Air Compressor	<input checked="" type="checkbox"/>							12. WINDSHIELD GLAZING
N/A			i. Electric Brakes					<input checked="" type="checkbox"/>			Requirements and exceptions as stated pertaining to any crack, discoloration or vision reducing matter (reference 393.60 for exceptions).
N/A			j. Hydraulic Brakes								13. WINDSHIELD WIPERS
N/A			k. Vacuum Systems	<input checked="" type="checkbox"/>							Any power unit that has an inoperative wiper, or missing or damaged parts that render it ineffective.
			2. COUPLING DEVICES	<input checked="" type="checkbox"/>			7. STEERING MECHANISM				14. OTHER
N/A			a. Fifth Wheels				a. Steering Wheel Free Play				List any other condition(s) which may prevent safe operation of this vehicle.
N/A			b. Pintle Hooks	<input checked="" type="checkbox"/>			b. Steering Column				
N/A			c. Drawbar/Towbar Eye				c. Front Axle Beam and All Steering Components Other Than Steering Column				
N/A			d. Drawbar/Towbar Tongue	<input checked="" type="checkbox"/>			d. Steering Gear Box	<input checked="" type="checkbox"/>			
N/A			e. Safety Devices	<input checked="" type="checkbox"/>			e. Pitman Arm				
N/A			f. Saddle-Mounts	<input checked="" type="checkbox"/>			f. Power Steering				
			3. EXHAUST SYSTEM	<input checked="" type="checkbox"/>			g. Ball and Socket Joints				
<input checked="" type="checkbox"/>			a. Exhaust system leaking forward of or directly below the driver/sleeper compartment.	<input checked="" type="checkbox"/>			h. Tie Rods and Drag Links				
<input checked="" type="checkbox"/>			b. Bus exhaust system leaking or discharging in violation of standard.	<input checked="" type="checkbox"/>			i. Nuts				
<input checked="" type="checkbox"/>			c. Exhaust system likely to burn, char, or damage the electrical wiring, fuel supply, or any combustible part of the motor vehicle.	<input checked="" type="checkbox"/>			j. Steering System				
			4. FUEL SYSTEM				8. SUSPENSION				
<input checked="" type="checkbox"/>			a. Visible leak.	<input checked="" type="checkbox"/>			a. Any U-bolt(s), spring hanger(s), or other axle positioning part(s) cracked, broken, loose or missing resulting in shifting of an axle from its normal position.				
<input checked="" type="checkbox"/>			b. Fuel tank filler cap missing.				b. Spring Assembly				
<input checked="" type="checkbox"/>			c. Fuel tank securely attached.	<input checked="" type="checkbox"/>			c. Torque, Radius or Tracking Components				
			5. LIGHTING DEVICES	<input checked="" type="checkbox"/>			9. FRAME				
	<input checked="" type="checkbox"/>		All lighting devices and reflectors required by Part 393 shall be operable.	N/A			a. Frame Members				
							b. Tire and Wheel Clearance				
							c. Adjustable Axle Assemblies (Sliding Subframes)				

INSTRUCTIONS: MARK COLUMN ENTRIES TO VERIFY INSPECTION: OK, NEEDS REPAIR, NA IF ITEMS DO NOT APPLY, _____ REPAIRED DATE

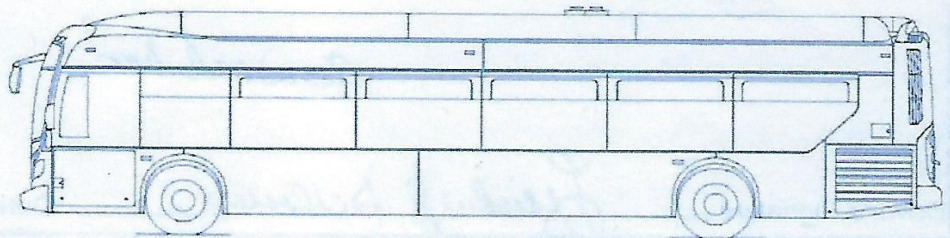
CERTIFICATION: THIS VEHICLE HAS PASSED ALL THE INSPECTION ITEMS FOR THE ANNUAL VEHICLE INSPECTION IN ACCORDANCE WITH 49 CFR PART 396.

© Copyright 2010 J. J. KELLER & ASSOCIATES, INC.®
Neenah, WI • USA • (800) 327-6968
jkeller.com • Printed in the United States

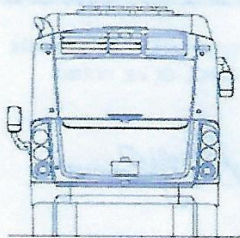
ORIGINAL



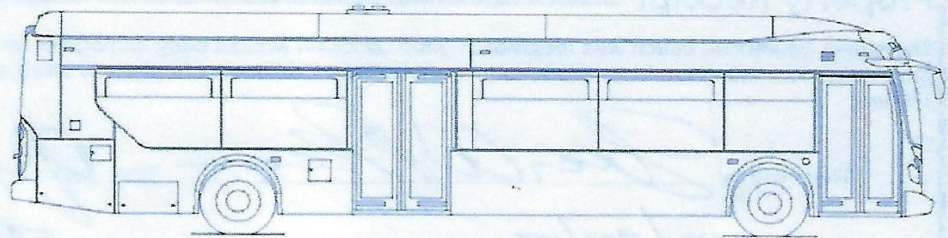
Front View



Streetside View



Rear View



Curbside View