

Busforsale.com ~ Bus Inspection

Today's Date	4/8/2026	Bus Name	Ole Blue
Yr/Make/Model	2003 Prevost XLII	VIN#	2PCY3349521027772
Mileage	717,888 / ecm 175,248	Door Code	15311 Tech & Time:
Engine Type	Detroit Series 60	Transmission Type	Allison B500 Generator Gen Hours
Engine Serial #	06R066826	Transmission Serial#	66100087365 11,292

DOT Compliance Items

	OK	Repair	Technician's Notes:	Qty:	Per Piece:	Price:	Labor:
Driving Fog Lights *	<input checked="" type="checkbox"/>	<input type="checkbox"/>					
Gauge Lights *	<input checked="" type="checkbox"/>	<input type="checkbox"/>					
Dash Lights *	<input checked="" type="checkbox"/>	<input type="checkbox"/>					
ABS Light *	<input checked="" type="checkbox"/>	<input type="checkbox"/>					
Headlights *	<input checked="" type="checkbox"/>	<input type="checkbox"/>					
Brake Lights *	<input checked="" type="checkbox"/>	<input type="checkbox"/>					
Clearance Lights *	<input checked="" type="checkbox"/>	<input type="checkbox"/>					
Tail Lights *	<input checked="" type="checkbox"/>	<input type="checkbox"/>					
Turn Lights *	<input checked="" type="checkbox"/>	<input type="checkbox"/>					
Escape Hatch Operational *	<input checked="" type="checkbox"/>	<input type="checkbox"/>					
Windshield *	<input checked="" type="checkbox"/>	<input type="checkbox"/>					
Driver Glass *	<input checked="" type="checkbox"/>	<input type="checkbox"/>					
Windshield Wipers *	<input checked="" type="checkbox"/>	<input type="checkbox"/>					
Upper Control Arms *	<input checked="" type="checkbox"/>	<input type="checkbox"/>					
Lower Control Arms *	<input checked="" type="checkbox"/>	<input type="checkbox"/>					
Suspension - Front *	<input checked="" type="checkbox"/>	<input type="checkbox"/>					
Suspension - Rear *	<input checked="" type="checkbox"/>	<input type="checkbox"/>					
Power Steering *	<input checked="" type="checkbox"/>	<input type="checkbox"/>					
Exhaust System/Muffler *	<input checked="" type="checkbox"/>	<input type="checkbox"/>					

Brakes

Front % *	<input checked="" type="checkbox"/>	<input type="checkbox"/>	75%				
Drive % *	<input checked="" type="checkbox"/>	<input type="checkbox"/>	75%				
Tag % *	<input checked="" type="checkbox"/>	<input type="checkbox"/>	90%				
Jake Brake *	<input checked="" type="checkbox"/>	<input type="checkbox"/>					
Shock - Front *	<input checked="" type="checkbox"/>	<input type="checkbox"/>					
Shock - Rear *	<input type="checkbox"/>	<input checked="" type="checkbox"/>	needs drive axles				

Tires

Front % *	<input checked="" type="checkbox"/>	<input type="checkbox"/>	16/32 16/32 - dot 2024				
Drive % *	<input checked="" type="checkbox"/>	<input type="checkbox"/>	13/32 13/32 16/32 16/32 - dot 2024				
Tag % *	<input checked="" type="checkbox"/>	<input type="checkbox"/>	14/32 13/32 - dot 2023				
Wheelseals - Front *	<input checked="" type="checkbox"/>	<input type="checkbox"/>					
Wheelseals - Rear *	<input type="checkbox"/>	<input checked="" type="checkbox"/>	p/s tag leaking				

Seat Belts

Driver *	<input checked="" type="checkbox"/>	<input type="checkbox"/>					
Jump *	<input type="checkbox"/>	<input type="checkbox"/>					
Passenger (if applicable) *	<input type="checkbox"/>	<input type="checkbox"/>					

Other

	<input type="checkbox"/>	<input type="checkbox"/>					
	<input type="checkbox"/>	<input type="checkbox"/>					
	<input type="checkbox"/>	<input type="checkbox"/>					
	<input type="checkbox"/>	<input type="checkbox"/>					
	<input type="checkbox"/>	<input type="checkbox"/>					

Conversion / Bus Interior							
	OK	Repair	Technician's Notes:	Qty:	Per Piece:	Price:	Labor:
Smoke/Co2 Detector	<input type="checkbox"/>	<input type="checkbox"/>	none				
Switch Lights	<input checked="" type="checkbox"/>	<input type="checkbox"/>					
Switch Identification	<input checked="" type="checkbox"/>	<input type="checkbox"/>					
Water Pump Operation	<input checked="" type="checkbox"/>	<input type="checkbox"/>					
Fresh Water Drain	<input checked="" type="checkbox"/>	<input type="checkbox"/>					
Sewer Drain	<input checked="" type="checkbox"/>	<input type="checkbox"/>					
Air Vents Dash	<input checked="" type="checkbox"/>	<input type="checkbox"/>					
Air Vents Coach	<input checked="" type="checkbox"/>	<input type="checkbox"/>					
Driver Stereo	<input checked="" type="checkbox"/>	<input type="checkbox"/>					
BackUp Camera	<input checked="" type="checkbox"/>	<input type="checkbox"/>					
Driver Seat Operation	<input checked="" type="checkbox"/>	<input type="checkbox"/>					
Driver Seat	<input checked="" type="checkbox"/>	<input type="checkbox"/>					
	<input type="checkbox"/>	<input type="checkbox"/>					

Finishes							
Tile Condition	<input checked="" type="checkbox"/>	<input type="checkbox"/>					
Laminate Condition	<input checked="" type="checkbox"/>	<input type="checkbox"/>					
Shower Operational	<input checked="" type="checkbox"/>	<input type="checkbox"/>					
Air Pocket Doors	<input type="checkbox"/> N/A	<input type="checkbox"/> N/A					
Pocket Doors	<input type="checkbox"/> N/A	<input type="checkbox"/> N/A					
Cabinet Hardware	<input checked="" type="checkbox"/>	<input type="checkbox"/>					
Ceiling Mirrors	<input checked="" type="checkbox"/>	<input type="checkbox"/>					
Shower Head	<input checked="" type="checkbox"/>	<input type="checkbox"/>					
Sink Head	<input checked="" type="checkbox"/>	<input type="checkbox"/>					
Upholstery-Front	<input checked="" type="checkbox"/>	<input type="checkbox"/>					
Upholstery-Rear	<input checked="" type="checkbox"/>	<input type="checkbox"/>					
Window Tint	<input checked="" type="checkbox"/>	<input type="checkbox"/>					
Windshield Rubber	<input checked="" type="checkbox"/>	<input type="checkbox"/>					

Fuel System							
Fuel Level	<input checked="" type="checkbox"/>	<input type="checkbox"/>					
Level Low System	<input checked="" type="checkbox"/>	<input type="checkbox"/>					

Bumpers							
Front Bumper	<input type="checkbox"/>	<input checked="" type="checkbox"/>	fiberglass broken				
Rear Bumper	<input type="checkbox"/>	<input checked="" type="checkbox"/>	see page six (6)				

Keys							
Door Code/Keypad	<input checked="" type="checkbox"/>	<input type="checkbox"/>					
Door	<input checked="" type="checkbox"/>	<input type="checkbox"/>					
Ignition	<input checked="" type="checkbox"/>	<input type="checkbox"/>					
Engine	<input checked="" type="checkbox"/>	<input type="checkbox"/>					
Bays	<input checked="" type="checkbox"/>	<input type="checkbox"/>					
Cabinets/Interior	<input type="checkbox"/> N/A	<input type="checkbox"/> N/A					

Other							
Suspension Leak	<input type="checkbox"/>	<input checked="" type="checkbox"/>	d/s rear on drive axle				
Oil Cooler	<input type="checkbox"/>	<input checked="" type="checkbox"/>	leaking motor oil				
Pressure Line	<input type="checkbox"/>	<input checked="" type="checkbox"/>	50DN alt line leaking				
Oil Pan Gasket	<input type="checkbox"/>	<input checked="" type="checkbox"/>	leaking				
	<input type="checkbox"/>	<input type="checkbox"/>					
	<input type="checkbox"/>	<input type="checkbox"/>					

Electronics / Remotes

	OK	Repair	Technician's Notes:	Qty:	Per Piece:	Price:	Labor:
Stereo Operational-F	<input checked="" type="checkbox"/>	<input type="checkbox"/>					
Stereo Operational-R	<input checked="" type="checkbox"/>	<input type="checkbox"/>					
TV - Front	<input checked="" type="checkbox"/>	<input type="checkbox"/>					
TV - Rear	<input checked="" type="checkbox"/>	<input type="checkbox"/>					
Generator Remote Start	<input checked="" type="checkbox"/>	<input type="checkbox"/>					
Genset Batteries	<input checked="" type="checkbox"/>	<input type="checkbox"/>					
Inverter Remote	<input type="checkbox"/>	<input checked="" type="checkbox"/>	inoperable - no display				
In-Motion Satellite Locks	<input type="checkbox"/>	<input type="checkbox"/>	unknown				
Speakers Operational	<input checked="" type="checkbox"/>	<input type="checkbox"/>					
Satellite Syst. Operational	<input type="checkbox"/>	<input type="checkbox"/>	unknown				

Switches / Gauges / Lights

Ship to Shore Switch/Plug	<input checked="" type="checkbox"/>	<input type="checkbox"/>					
Interior Lights 12v	<input type="checkbox"/>	<input checked="" type="checkbox"/>	shower light inoperable				
Interior Lights 120v	<input type="checkbox"/>	<input checked="" type="checkbox"/>					
Light Switches	<input checked="" type="checkbox"/>	<input type="checkbox"/>					
Step Lights	<input checked="" type="checkbox"/>	<input type="checkbox"/>					
Buddy Light	<input checked="" type="checkbox"/>	<input type="checkbox"/>					
Driver Light	<input checked="" type="checkbox"/>	<input type="checkbox"/>					
Day/Night Shades	<input checked="" type="checkbox"/>	<input type="checkbox"/>					
Toilet	<input checked="" type="checkbox"/>	<input type="checkbox"/>					
Speedometer	<input checked="" type="checkbox"/>	<input type="checkbox"/>					
Fuel Gauge	<input checked="" type="checkbox"/>	<input type="checkbox"/>					
Temp Gauge	<input checked="" type="checkbox"/>	<input type="checkbox"/>					
Amp Gauge	<input checked="" type="checkbox"/>	<input type="checkbox"/>					
Volt Gauge	<input checked="" type="checkbox"/>	<input type="checkbox"/>					
DC Volt Gauge	<input checked="" type="checkbox"/>	<input type="checkbox"/>					

Operations

Roof Vent Fans	<input type="checkbox"/>	<input type="checkbox"/>					
Roof/CruiseAir Operational	<input checked="" type="checkbox"/>	<input type="checkbox"/>					
Roof/Cruise Air Filters	<input checked="" type="checkbox"/>	<input type="checkbox"/>					
Hot Water Heater	<input checked="" type="checkbox"/>	<input type="checkbox"/>					
Step Slide Operational	<input type="checkbox"/>	<input checked="" type="checkbox"/>					
Webasto	<input type="checkbox"/>	<input checked="" type="checkbox"/>					
Toe Kick Heaters	<input type="checkbox"/>	<input type="checkbox"/>					
Heat Pumps	<input checked="" type="checkbox"/>	<input type="checkbox"/>					
Fan Clutch	<input checked="" type="checkbox"/>	<input type="checkbox"/>					
City/Air Horn	<input checked="" type="checkbox"/>	<input type="checkbox"/>					
A/C Air Tank	<input checked="" type="checkbox"/>	<input type="checkbox"/>					
Alignment	<input checked="" type="checkbox"/>	<input type="checkbox"/>					

Bunks

Bunk Lights	<input checked="" type="checkbox"/>	<input type="checkbox"/>					
Condo Curtains	<input type="checkbox"/>	<input type="checkbox"/>					
Bunk Curtains	<input checked="" type="checkbox"/>	<input type="checkbox"/>					
Mattresses	<input checked="" type="checkbox"/>	<input type="checkbox"/>					
Bunk TV's	<input type="checkbox"/>	<input type="checkbox"/>	did not test				

Engine & Mechanical							
	OK	Repair	Technician's Notes:	Qty:	Per Piece:	Price:	Labor:
ECM Codes	<input checked="" type="checkbox"/>	<input type="checkbox"/>	none				
House Alternator Charge	<input checked="" type="checkbox"/>	<input type="checkbox"/>					
Drive AC Operational	<input checked="" type="checkbox"/>	<input type="checkbox"/>					
Coach AC Operational	<input checked="" type="checkbox"/>	<input type="checkbox"/>					
Coach AC Components	<input checked="" type="checkbox"/>	<input type="checkbox"/>					
HVAC Motor Brushes	<input checked="" type="checkbox"/>	<input type="checkbox"/>					
House Batteries	<input checked="" type="checkbox"/>	<input type="checkbox"/>					
Chassis Batteries	<input checked="" type="checkbox"/>	<input type="checkbox"/>					
Radiator Condition	<input checked="" type="checkbox"/>	<input type="checkbox"/>					
Belt Condition	<input checked="" type="checkbox"/>	<input type="checkbox"/>					
Charge Air Cooler	<input checked="" type="checkbox"/>	<input type="checkbox"/>					
Airbags	<input checked="" type="checkbox"/>	<input type="checkbox"/>					
Transmission Seal	<input type="checkbox"/>	<input checked="" type="checkbox"/>	leaking				
Rear Main Seal	<input checked="" type="checkbox"/>	<input type="checkbox"/>					
Pinion Seal	<input checked="" type="checkbox"/>	<input type="checkbox"/>					
Mitre Box Seals	<input type="checkbox"/>	<input checked="" type="checkbox"/>	leaking				
50DN Seals	<input type="checkbox"/>	<input checked="" type="checkbox"/>	leaking				
Charging	<input checked="" type="checkbox"/>	<input type="checkbox"/>					
Mitre Box Dipstick	<input checked="" type="checkbox"/>	<input type="checkbox"/>					
Oil Dipstick	<input checked="" type="checkbox"/>	<input type="checkbox"/>					
Trans Dipstick	<input checked="" type="checkbox"/>	<input type="checkbox"/>					
Differential Oil	<input checked="" type="checkbox"/>	<input type="checkbox"/>					
Coolant Level	<input checked="" type="checkbox"/>	<input type="checkbox"/>					
Transmission Fluid Level	<input checked="" type="checkbox"/>	<input type="checkbox"/>					
Motor Oil Level	<input checked="" type="checkbox"/>	<input type="checkbox"/>					
Power Steering Level	<input checked="" type="checkbox"/>	<input type="checkbox"/>					
Genset	<input type="checkbox"/>	<input checked="" type="checkbox"/>	radiator leaking				
	<input type="checkbox"/>	<input type="checkbox"/>					
Exterior							
Body Damage	<input type="checkbox"/>	<input checked="" type="checkbox"/>	see page six (6)				
Bay Door Shocks	<input type="checkbox"/>	<input checked="" type="checkbox"/>	p/s #2				
Bay Door Actuators	<input type="checkbox"/>	<input checked="" type="checkbox"/>	needs two (2) p/s #2 & #4				
Bay Door Operation	<input checked="" type="checkbox"/>	<input type="checkbox"/>					
Roof Inspection	<input checked="" type="checkbox"/>	<input type="checkbox"/>					
Roof Seals	<input checked="" type="checkbox"/>	<input type="checkbox"/>					
Mirror Chrome Condition	<input checked="" type="checkbox"/>	<input type="checkbox"/>					
Door Latches	<input checked="" type="checkbox"/>	<input type="checkbox"/>					
Trailer Wiring	<input checked="" type="checkbox"/>	<input type="checkbox"/>					
Rub Rails	<input checked="" type="checkbox"/>	<input type="checkbox"/>					
Side Glass	<input checked="" type="checkbox"/>	<input type="checkbox"/>					
Entrance Door Glass	<input checked="" type="checkbox"/>	<input type="checkbox"/>					
Shore Cord	<input checked="" type="checkbox"/>	<input type="checkbox"/>					
Awning Operable	<input type="checkbox"/>	<input type="checkbox"/>					
Docking Lights	<input checked="" type="checkbox"/>	<input type="checkbox"/>					
Mirror Operation	<input checked="" type="checkbox"/>	<input type="checkbox"/>					
Paint Repair	<input type="checkbox"/>	<input checked="" type="checkbox"/>	see page six (6)				
	<input type="checkbox"/>	<input type="checkbox"/>					

ANNUAL VEHICLE INSPECTION REPORT

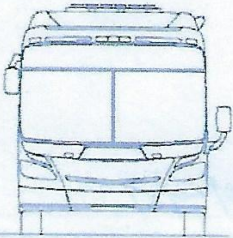
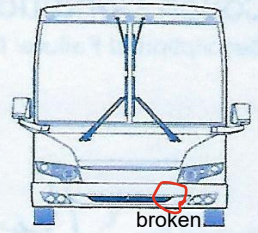
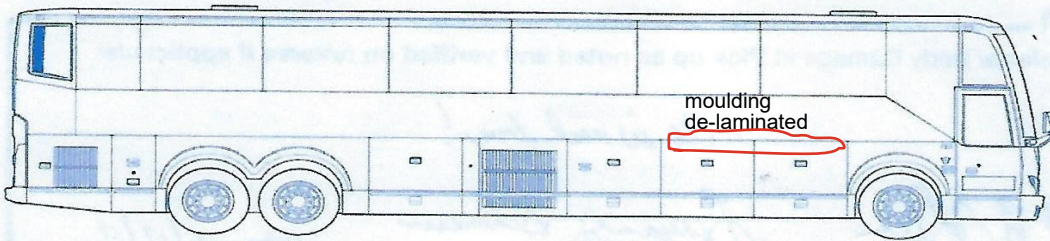
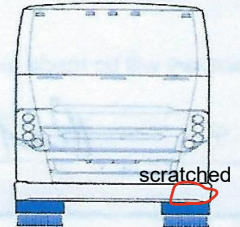
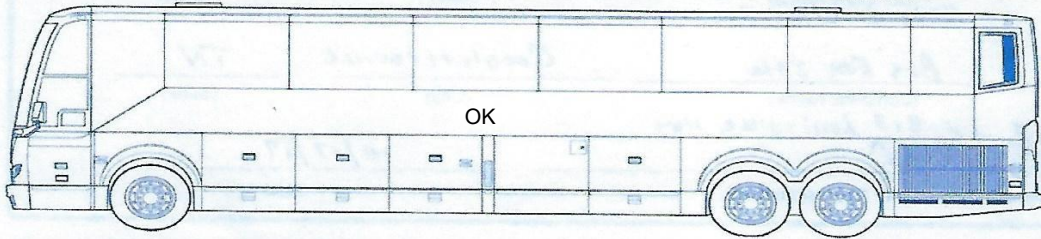
VEHICLE HISTORY RECORD	
REPORT NUMBER	FLEET UNIT NUMBER
DATE	

MOTOR CARRIER OPERATOR	INSPECTOR'S NAME (PRINT OR TYPE)
ADDRESS	THIS INSPECTOR MEETS THE QUALIFICATION REQUIREMENTS IN SECTION 396.19. <input type="checkbox"/> YES
CITY, STATE, ZIP CODE	VEHICLE IDENTIFICATION (<input checked="" type="checkbox"/> AND COMPLETE) <input type="checkbox"/> LIC. PLATE NO. <input type="checkbox"/> VIN <input type="checkbox"/> OTHER
VEHICLE TYPE <input type="checkbox"/> TRACTOR <input type="checkbox"/> TRAILER <input type="checkbox"/> TRUCK <input type="checkbox"/> BUS <input type="checkbox"/> (OTHER)	INSPECTION AGENCY/LOCATION (OPTIONAL)

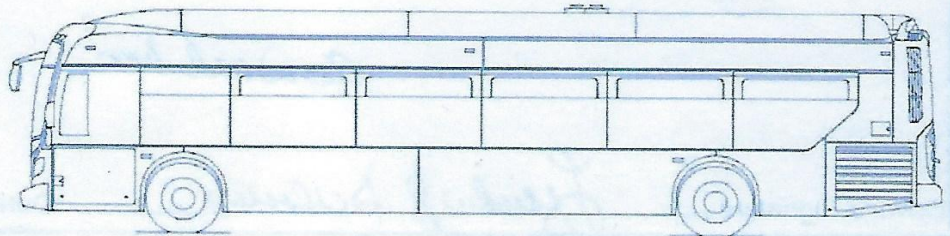
VEHICLE COMPONENTS INSPECTED											
OK	NEEDS REPAIR	REPAIRED DATE	ITEM	OK	NEEDS REPAIR	REPAIRED DATE	ITEM	OK	NEEDS REPAIR	REPAIRED DATE	ITEM
<input checked="" type="checkbox"/>			1. BRAKE SYSTEM				6. SAFE LOADING	<input checked="" type="checkbox"/>			10. TIRES
<input checked="" type="checkbox"/>			a. Service Brakes				a. Part(s) of vehicle or condition of loading such that the spare tire or any part of the load or dunnage can fall onto the roadway.	<input checked="" type="checkbox"/>			a. Tires on any steering axle of a power unit.
<input checked="" type="checkbox"/>			b. Parking Brake System	<input checked="" type="checkbox"/>			b. Protection against shifting cargo.	<input checked="" type="checkbox"/>			b. All other tires.
<input checked="" type="checkbox"/>			c. Brake Drums or Rotors				c. Container securement devices on intermodal equipment.	N/A			11. WHEELS AND RIMS
<input checked="" type="checkbox"/>			d. Brake Hose					<input checked="" type="checkbox"/>			a. Lock or Side Ring
<input checked="" type="checkbox"/>			e. Brake Tubing					<input checked="" type="checkbox"/>			b. Wheels and Rims
<input checked="" type="checkbox"/>			f. Low Pressure Warning Device	N/A				<input checked="" type="checkbox"/>			c. Fasteners
<input checked="" type="checkbox"/>			g. Tractor Protection Valve					N/A			d. Welds
<input checked="" type="checkbox"/>			h. Air Compressor	N/A							12. WINDSHIELD GLAZING
<input checked="" type="checkbox"/>			i. Electric Brakes					<input checked="" type="checkbox"/>			Requirements and exceptions as stated pertaining to any crack, discoloration or vision reducing matter (reference 393.60 for exceptions).
<input checked="" type="checkbox"/>			j. Hydraulic Brakes								13. WINDSHIELD WIPERS
<input checked="" type="checkbox"/>			k. Vacuum Systems	<input checked="" type="checkbox"/>				<input checked="" type="checkbox"/>			Any power unit that has an inoperative wiper, or missing or damaged parts that render it ineffective.
			2. COUPLING DEVICES	<input checked="" type="checkbox"/>			7. STEERING MECHANISM				14. OTHER
N/A			a. Fifth Wheels				a. Steering Wheel Free Play				List any other condition(s) which may prevent safe operation of this vehicle.
N/A			b. Pintle Hooks	<input checked="" type="checkbox"/>			b. Steering Column				wheel seal
<input checked="" type="checkbox"/>			c. Drawbar/Towbar Eye				c. Front Axle Beam and All Steering Components Other Than Steering Column				shocks
<input checked="" type="checkbox"/>			d. Drawbar/Towbar Tongue	<input checked="" type="checkbox"/>			d. Steering Gear Box				
<input checked="" type="checkbox"/>			e. Safety Devices	<input checked="" type="checkbox"/>			e. Pitman Arm				
<input checked="" type="checkbox"/>			f. Saddle-Mounts	<input checked="" type="checkbox"/>			f. Power Steering				
			3. EXHAUST SYSTEM	<input checked="" type="checkbox"/>			g. Ball and Socket Joints				
<input checked="" type="checkbox"/>			a. Exhaust system leaking forward of or directly below the driver/sleeper compartment.	<input checked="" type="checkbox"/>			h. Tie Rods and Drag Links				
<input checked="" type="checkbox"/>			b. Bus exhaust system leaking or discharging in violation of standard.	<input checked="" type="checkbox"/>			i. Nuts				
<input checked="" type="checkbox"/>			c. Exhaust system likely to burn, char, or damage the electrical wiring, fuel supply, or any combustible part of the motor vehicle.	<input checked="" type="checkbox"/>			j. Steering System				
			4. FUEL SYSTEM				8. SUSPENSION				
<input checked="" type="checkbox"/>			a. Visible leak.				a. Any U-bolt(s), spring hanger(s), or other axle positioning part(s) cracked, broken, loose or missing resulting in shifting of an axle from its normal position.				
<input checked="" type="checkbox"/>			b. Fuel tank filler cap missing.	<input checked="" type="checkbox"/>			b. Spring Assembly				
<input checked="" type="checkbox"/>			c. Fuel tank securely attached.	<input checked="" type="checkbox"/>			c. Torque, Radius or Tracking Components				
			5. LIGHTING DEVICES	<input checked="" type="checkbox"/>			9. FRAME				
<input checked="" type="checkbox"/>			All lighting devices and reflectors required by Part 393 shall be operable.	N/A			a. Frame Members				
							b. Tire and Wheel Clearance				
							c. Adjustable Axle Assemblies (Sliding Subframes)				

INSTRUCTIONS: MARK COLUMN ENTRIES TO VERIFY INSPECTION: OK, NEEDS REPAIR, NA IF ITEMS DO NOT APPLY, _____ REPAIRED DATE

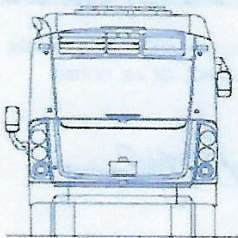
CERTIFICATION: THIS VEHICLE HAS PASSED ALL THE INSPECTION ITEMS FOR THE ANNUAL VEHICLE INSPECTION IN ACCORDANCE WITH 49 CFR PART 396.



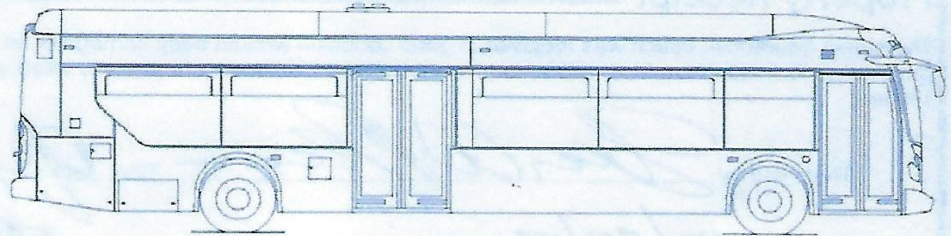
Front View



Streetside View



Rear View



Curbside View