

# Busforsale.com ~ Bus Inspection

Today's Date	3/13/2025	Bus Name	Studio 1
Yr/Make/Model	1999 MCI 102 EL3 E4500	VIN#	1M8TRPYADXP060789
Mileage	905,103	Door Code	unknown
Engine Type	Detroit Series 60	Transmission Type	Allison
Engine Serial #	06R0571894	Transmission Serial#	6610042367
		Generator	Gen Hours
			7,634

## DOT Compliance Items

	OK	Repair	Technician's Notes:	Qty:	Per Piece:	Price:	Labor:
Driving Fog Lights *	<input type="checkbox"/>	<input checked="" type="checkbox"/>	not coming on				
Gauge Lights *	<input checked="" type="checkbox"/>	<input type="checkbox"/>					
Dash Lights *	<input checked="" type="checkbox"/>	<input type="checkbox"/>					
ABS Light *	<input checked="" type="checkbox"/>	<input type="checkbox"/>					
Headlights *	<input checked="" type="checkbox"/>	<input type="checkbox"/>					
Brake Lights *	<input checked="" type="checkbox"/>	<input type="checkbox"/>					
Clearance Lights *	<input type="checkbox"/>	<input checked="" type="checkbox"/>	one (1) upper amber - one (1) upper red				
Tail Lights *	<input checked="" type="checkbox"/>	<input type="checkbox"/>					
Turn Lights *	<input type="checkbox"/>	<input checked="" type="checkbox"/>	one (1) p/s out				
Escape Hatch Operational *	<input checked="" type="checkbox"/>	<input checked="" type="checkbox"/>					
Windshield *	<input type="checkbox"/>	<input checked="" type="checkbox"/>	d/s chipped (several)				
Driver Glass *	<input checked="" type="checkbox"/>	<input type="checkbox"/>					
Windshield Wipers *	<input checked="" type="checkbox"/>	<input type="checkbox"/>					
Upper Control Arms *	<input checked="" type="checkbox"/>	<input checked="" type="checkbox"/>	straight axle				
Lower Control Arms *	<input checked="" type="checkbox"/>	<input checked="" type="checkbox"/>	straight axle				
Suspension - Front *	<input checked="" type="checkbox"/>	<input type="checkbox"/>					
Suspension - Rear *	<input checked="" type="checkbox"/>	<input type="checkbox"/>					
Power Steering *	<input checked="" type="checkbox"/>	<input type="checkbox"/>					
Exhaust System/Muffler *	<input checked="" type="checkbox"/>	<input type="checkbox"/>					

## Brakes

Front % *	<input checked="" type="checkbox"/>	<input type="checkbox"/>	60%				
Drive % *	<input checked="" type="checkbox"/>	<input type="checkbox"/>	95%				
Tag % *	<input checked="" type="checkbox"/>	<input type="checkbox"/>	60%				
Retarder *	<input checked="" type="checkbox"/>	<input type="checkbox"/>					
Shock - Front *	<input checked="" type="checkbox"/>	<input type="checkbox"/>					
Shock - Rear *	<input checked="" type="checkbox"/>	<input type="checkbox"/>					

## Tires

Front % *	<input checked="" type="checkbox"/>	<input type="checkbox"/>	DOT 2019				
Drive % *	<input checked="" type="checkbox"/>	<input type="checkbox"/>	DOT 2021				
Tag % *	<input checked="" type="checkbox"/>	<input type="checkbox"/>	DOT 2020				
Wheelseals - Front *	<input checked="" type="checkbox"/>	<input type="checkbox"/>					
Wheelseals - Rear *	<input checked="" type="checkbox"/>	<input type="checkbox"/>					

## Seat Belts

Driver *	<input checked="" type="checkbox"/>	<input type="checkbox"/>					
Jump *	<input type="checkbox"/>	<input checked="" type="checkbox"/>	none				
Passenger (if applicable) *	<input checked="" type="checkbox"/>	<input checked="" type="checkbox"/>					

## Other

Gen Exhaust	<input type="checkbox"/>	<input checked="" type="checkbox"/>	missing section under bus				
Air Dryer	<input type="checkbox"/>	<input checked="" type="checkbox"/>	service or replace				
Service Door	<input type="checkbox"/>	<input checked="" type="checkbox"/>	inop missing pieces				
Tailgate	<input type="checkbox"/>	<input checked="" type="checkbox"/>	rod missing				
	<input type="checkbox"/>	<input type="checkbox"/>					

Conversion / Bus Interior							
	OK	Repair	Technician's Notes:	Qty:	Per Piece:	Price:	Labor:
Smoke/Co2 Detector	<input type="checkbox"/>	<input type="checkbox"/>					
Switch Lights	<input type="checkbox"/>	<input type="checkbox"/>					
Switch Identification	<input type="checkbox"/>	<input type="checkbox"/>					
Water Pump Operation	<input type="checkbox"/>	<input type="checkbox"/>					
Fresh Water Drain	<input type="checkbox"/>	<input type="checkbox"/>					
Sewer Drain	<input type="checkbox"/>	<input type="checkbox"/>					
Air Vents Dash	<input type="checkbox"/>	<input type="checkbox"/>					
Air Vents Coach	<input type="checkbox"/>	<input type="checkbox"/>					
Driver Stereo	<input type="checkbox"/>	<input type="checkbox"/>					
BackUp Camera	<input type="checkbox"/>	<input type="checkbox"/>					
Driver Seat Operation	<input checked="" type="checkbox"/>	<input type="checkbox"/>					
Driver Seat	<input checked="" type="checkbox"/>	<input type="checkbox"/>					
	<input type="checkbox"/>	<input type="checkbox"/>					
Finishes							
Tile Condition	<input type="checkbox"/>	<input type="checkbox"/>					
Laminate Condition	<input type="checkbox"/>	<input type="checkbox"/>					
Shower Operational	<input type="checkbox"/>	<input type="checkbox"/>					
Air Pocket Doors	<input type="checkbox"/>	<input type="checkbox"/>					
Pocket Doors	<input type="checkbox"/>	<input type="checkbox"/>					
Cabinet Hardware	<input type="checkbox"/>	<input type="checkbox"/>					
Ceiling Mirrors	<input type="checkbox"/>	<input type="checkbox"/>					
Shower Head	<input type="checkbox"/>	<input type="checkbox"/>					
Sink Head	<input type="checkbox"/>	<input type="checkbox"/>					
Upholstery-Front	<input type="checkbox"/>	<input type="checkbox"/>					
Upholstery-Rear	<input type="checkbox"/>	<input type="checkbox"/>					
Window Tint	<input type="checkbox"/>	<input type="checkbox"/>					
Windshield Rubber	<input type="checkbox"/>	<input type="checkbox"/>					
Fuel System							
Fuel Level	<input checked="" type="checkbox"/>	<input type="checkbox"/>					
Level Low System	<input checked="" type="checkbox"/>	<input checked="" type="checkbox"/>					
Bumpers							
Front Bumper	<input checked="" type="checkbox"/>	<input type="checkbox"/>					
Rear Bumper	<input checked="" type="checkbox"/>	<input type="checkbox"/>					
Keys							
Door Code/Keypad	<input type="checkbox"/>	<input type="checkbox"/>	unknown				
Door	<input checked="" type="checkbox"/>	<input type="checkbox"/>					
Ignition	<input checked="" type="checkbox"/>	<input type="checkbox"/>					
Engine	<input checked="" type="checkbox"/>	<input type="checkbox"/>					
Bays	<input checked="" type="checkbox"/>	<input type="checkbox"/>					
Cabinets/Interior	<input checked="" type="checkbox"/>	<input checked="" type="checkbox"/>					
Other							
Fuel Door	<input type="checkbox"/>	<input checked="" type="checkbox"/>	d/s missing				
Battery Cut Off Door	<input type="checkbox"/>	<input checked="" type="checkbox"/>	missing				
	<input type="checkbox"/>	<input type="checkbox"/>					
	<input type="checkbox"/>	<input type="checkbox"/>					
	<input type="checkbox"/>	<input type="checkbox"/>					
	<input type="checkbox"/>	<input type="checkbox"/>					

Electronics / Remotes							
	OK	Repair	Technician's Notes:	Qty:	Per Piece:	Price:	Labor:
Stereo Operational-F	<input type="checkbox"/>	<input type="checkbox"/>					
Stereo Operational-R	<input type="checkbox"/>	<input type="checkbox"/>					
TV - Front	<input type="checkbox"/>	<input type="checkbox"/>					
TV - Rear	<input type="checkbox"/>	<input type="checkbox"/>					
Generator Remote Start	<input checked="" type="checkbox"/>	<input type="checkbox"/>					
Genset Batteries	<input checked="" type="checkbox"/>	<input type="checkbox"/>					
Inverter Remote	<input checked="" type="checkbox"/>	<input checked="" type="checkbox"/>					
In-Motion Satellite Locks	<input type="checkbox"/>	<input type="checkbox"/>					
Speakers Operational	<input type="checkbox"/>	<input type="checkbox"/>					
Satellite Syst. Operational	<input type="checkbox"/>	<input type="checkbox"/>					
	<input type="checkbox"/>	<input type="checkbox"/>					
Switches / Gauges / Lights							
Ship to Shore Switch/Plug	<input checked="" type="checkbox"/>	<input type="checkbox"/>					
Interior Lights 12v	<input type="checkbox"/>	<input type="checkbox"/>					
Interior Lights 120v	<input type="checkbox"/>	<input type="checkbox"/>					
Light Switches	<input type="checkbox"/>	<input type="checkbox"/>					
Step Lights	<input type="checkbox"/>	<input checked="" type="checkbox"/>	inoperable				
Buddy Light	<input type="checkbox"/>	<input type="checkbox"/>					
Driver Light	<input type="checkbox"/>	<input checked="" type="checkbox"/>	inoperable				
Day/Night Shades	<input type="checkbox"/>	<input type="checkbox"/>					
Toilet	<input type="checkbox"/>	<input type="checkbox"/>					
Speedometer	<input checked="" type="checkbox"/>	<input type="checkbox"/>					
Fuel Gauge	<input checked="" type="checkbox"/>	<input type="checkbox"/>					
Temp Gauge	<input checked="" type="checkbox"/>	<input type="checkbox"/>					
Amp Gauge	<input checked="" type="checkbox"/>	<input type="checkbox"/>					
Volt Gauge	<input checked="" type="checkbox"/>	<input type="checkbox"/>					
DC Volt Gauge	<input checked="" type="checkbox"/>	<input type="checkbox"/>					
Operations							
Roof Vent Fans	<input type="checkbox"/>	<input type="checkbox"/>					
Roof/CruiseAir Operational	<input type="checkbox"/>	<input type="checkbox"/>					
Roof/Cruise Air Filters	<input type="checkbox"/>	<input type="checkbox"/>					
Hot Water Heater	<input type="checkbox"/>	<input type="checkbox"/>					
Step Slide Operational	<input type="checkbox"/>	<input type="checkbox"/>					
Webasto	<input type="checkbox"/>	<input type="checkbox"/>					
Toe Kick Heaters	<input type="checkbox"/>	<input type="checkbox"/>					
Heat Pumps	<input type="checkbox"/>	<input type="checkbox"/>					
Fan Clutch	<input type="checkbox"/>	<input checked="" type="checkbox"/>	need replaced - leaking air				
City/Air Horn	<input checked="" type="checkbox"/>	<input type="checkbox"/>	city				
A/C Air Tank	<input checked="" type="checkbox"/>	<input checked="" type="checkbox"/>					
Alignment	<input checked="" type="checkbox"/>	<input type="checkbox"/>					
Bunks							
Bunk Lights	<input type="checkbox"/>	<input type="checkbox"/>					
Condo Curtains	<input type="checkbox"/>	<input type="checkbox"/>					
Bunk Curtains	<input type="checkbox"/>	<input type="checkbox"/>					
Mattresses	<input type="checkbox"/>	<input type="checkbox"/>					
Bunk TV's	<input type="checkbox"/>	<input type="checkbox"/>					
	<input type="checkbox"/>	<input type="checkbox"/>					

# Busforsale.com ~ Bus Inspection

Bus Name: **Studio 1**

Engine & Mechanical			Technician's Notes:	Qty:	Per Piece:	Price:	Labor:
ECM Codes	<input type="text"/>	<input type="text"/>					
House Alternator Charge	<input type="text"/>	<input type="text"/>					
Drive AC Operational	<input type="text" value="N/A"/>	<input type="text" value="N/A"/>					
Coach AC Operational	<input type="text" value="N/A"/>	<input type="text" value="N/A"/>					
Coach AC Components	<input type="text" value="N/A"/>	<input type="text" value="N/A"/>					
HVAC Motor Brushes	<input type="text" value="N/A"/>	<input type="text" value="N/A"/>					
House Batteries	<input type="text" value="X"/>	<input type="text"/>					
Chassis Batteries	<input type="text" value="X"/>	<input type="text"/>	replaced 3/12/2025				
Radiator Condition	<input type="text" value="X"/>	<input type="text"/>					
Belt Condition	<input type="text" value="X"/>	<input type="text"/>					
Charge Air Cooler	<input type="text" value="X"/>	<input type="text"/>					
Airbags	<input type="text"/>	<input type="text" value="X"/>	two (2) steer				
Transmission Seal	<input type="text" value="X"/>	<input type="text"/>					
Rear Main Seal	<input type="text" value="X"/>	<input type="text"/>					
Pinion Seal	<input type="text" value="X"/>	<input type="text"/>					
Mitre Box Seals	<input type="text" value="X"/>	<input type="text"/>					
50DN Seals	<input type="text"/>	<input type="text" value="X"/>	leaking				
Charging	<input type="text" value="X"/>	<input type="text"/>					
Mitre Box Dipstick	<input type="text" value="N/A"/>	<input type="text" value="N/A"/>					
Oil Dipstick	<input type="text" value="X"/>	<input type="text"/>					
Trans Dipstick	<input type="text" value="X"/>	<input type="text"/>					
Differential Oil	<input type="text" value="X"/>	<input type="text"/>					
Coolant Level	<input type="text" value="X"/>	<input type="text"/>					
Transmission Fluid Level	<input type="text" value="X"/>	<input type="text"/>					
Motor Oil Level	<input type="text" value="X"/>	<input type="text"/>					
Power Steering Level	<input type="text" value="X"/>	<input type="text"/>					
	<input type="text"/>	<input type="text"/>					
	<input type="text"/>	<input type="text"/>					
Exterior							
Body Damage	<input type="text"/>	<input type="text"/>	see page six (6)				
Bay Door Shocks	<input type="text"/>	<input type="text" value="X"/>	p/s 2 needs work				
Bay Door Actuators	<input type="text"/>	<input type="text" value="X"/>	all inop				
Bay Door Operation	<input type="text"/>	<input type="text" value="X"/>	p/s 2 needs work				
Roof Inspection	<input type="text" value="X"/>	<input type="text"/>					
Roof Seals	<input type="text" value="X"/>	<input type="text"/>					
Mirror Chrome Condition	<input type="text" value="N/A"/>	<input type="text" value="N/A"/>	painted				
Door Latches	<input type="text" value="X"/>	<input type="text"/>					
Trailer Wiring	<input type="text"/>	<input type="text" value="X"/>	inoperable				
Rub Rails	<input type="text"/>	<input type="text" value="X"/>	numerous falling off				
Side Glass	<input type="text"/>	<input type="text"/>					
Entrance Door Glass	<input type="text"/>	<input type="text" value="X"/>	missing one (1) pane glass on outside				
Shore Cord	<input type="text" value="X"/>	<input type="text"/>					
Awning Operable	<input type="text" value="N/A"/>	<input type="text" value="N/A"/>					
Docking Lights	<input type="text"/>	<input type="text" value="X"/>	p/s not operating				
Mirror Operation	<input type="text" value="X"/>	<input type="text"/>					
Paint Repair	<input type="text"/>	<input type="text"/>					
	<input type="text"/>	<input type="text"/>					

## ANNUAL VEHICLE INSPECTION REPORT

VEHICLE HISTORY RECORD	
REPORT NUMBER	FLEET UNIT NUMBER
DATE	

MOTOR CARRIER OPERATOR	INSPECTOR'S NAME (PRINT OR TYPE)
ADDRESS	THIS INSPECTOR MEETS THE QUALIFICATION REQUIREMENTS IN SECTION 396.19. <input type="checkbox"/> YES
CITY, STATE, ZIP CODE	VEHICLE IDENTIFICATION ( <input checked="" type="checkbox"/> AND COMPLETE) <input type="checkbox"/> LIC. PLATE NO. <input type="checkbox"/> VIN <input type="checkbox"/> OTHER
VEHICLE TYPE <input type="checkbox"/> TRACTOR <input type="checkbox"/> TRAILER <input type="checkbox"/> TRUCK <input type="checkbox"/> BUS <input type="checkbox"/> (OTHER)	INSPECTION AGENCY/LOCATION (OPTIONAL)

VEHICLE COMPONENTS INSPECTED											
OK	NEEDS REPAIR	REPAIRED DATE	ITEM	OK	NEEDS REPAIR	REPAIRED DATE	ITEM	OK	NEEDS REPAIR	REPAIRED DATE	ITEM
<input checked="" type="checkbox"/>			1. BRAKE SYSTEM				6. SAFE LOADING	<input checked="" type="checkbox"/>			10. TIRES
<input checked="" type="checkbox"/>			a. Service Brakes				a. Part(s) of vehicle or condition of loading such that the spare tire or any part of the load or dunnage can fall onto the roadway.	<input checked="" type="checkbox"/>			a. Tires on any steering axle of a power unit.
<input checked="" type="checkbox"/>			b. Parking Brake System	<input checked="" type="checkbox"/>			b. Protection against shifting cargo.	<input checked="" type="checkbox"/>			b. All other tires.
<input checked="" type="checkbox"/>			c. Brake Drums or Rotors				c. Container securement devices on intermodal equipment.	N/A			11. WHEELS AND RIMS
<input checked="" type="checkbox"/>			d. Brake Hose	N/A				<input checked="" type="checkbox"/>			a. Lock or Side Ring
<input checked="" type="checkbox"/>			e. Brake Tubing					<input checked="" type="checkbox"/>			b. Wheels and Rims
<input checked="" type="checkbox"/>			f. Low Pressure Warning Device	N/A				<input checked="" type="checkbox"/>			c. Fasteners
<input checked="" type="checkbox"/>			g. Tractor Protection Valve					N/A			d. Welds
<input checked="" type="checkbox"/>			h. Air Compressor				7. STEERING MECHANISM				12. WINDSHIELD GLAZING
N/A			i. Electric Brakes	<input checked="" type="checkbox"/>			a. Steering Wheel Free Play	<input checked="" type="checkbox"/>			Requirements and exceptions as stated pertaining to any crack, discoloration or vision reducing matter (reference 393.60 for exceptions).
N/A			j. Hydraulic Brakes	<input checked="" type="checkbox"/>			b. Steering Column				13. WINDSHIELD WIPERS
N/A			k. Vacuum Systems	<input checked="" type="checkbox"/>			c. Front Axle Beam and All Steering Components Other Than Steering Column	<input checked="" type="checkbox"/>			Any power unit that has an inoperative wiper, or missing or damaged parts that render it ineffective.
			2. COUPLING DEVICES				d. Steering Gear Box				14. OTHER
N/A			a. Fifth Wheels				e. Pitman Arm				List any other condition(s) which may prevent safe operation of this vehicle.
N/A			b. Pintle Hooks	<input checked="" type="checkbox"/>			f. Power Steering				Lights
<input checked="" type="checkbox"/>			c. Drawbar/Towbar Eye				g. Ball and Socket Joints				
<input checked="" type="checkbox"/>			d. Drawbar/Towbar Tongue	<input checked="" type="checkbox"/>			h. Tie Rods and Drag Links				
<input checked="" type="checkbox"/>			e. Safety Devices	<input checked="" type="checkbox"/>			i. Nuts				
N/A			f. Saddle-Mounts	<input checked="" type="checkbox"/>			j. Steering System				
			3. EXHAUST SYSTEM				8. SUSPENSION				
<input checked="" type="checkbox"/>			a. Exhaust system leaking forward of or directly below the driver/sleeper compartment.				a. Any U-bolt(s), spring hanger(s), or other axle positioning part(s) cracked, broken, loose or missing resulting in shifting of an axle from its normal position.				
<input checked="" type="checkbox"/>			b. Bus exhaust system leaking or discharging in violation of standard.	<input checked="" type="checkbox"/>			b. Spring Assembly				
<input checked="" type="checkbox"/>			c. Exhaust system likely to burn, char, or damage the electrical wiring, fuel supply, or any combustible part of the motor vehicle.	<input checked="" type="checkbox"/>			c. Torque, Radius or Tracking Components				
			4. FUEL SYSTEM				9. FRAME				
<input checked="" type="checkbox"/>			a. Visible leak.	<input checked="" type="checkbox"/>			a. Frame Members				
<input checked="" type="checkbox"/>			b. Fuel tank filler cap missing.	<input checked="" type="checkbox"/>			b. Tire and Wheel Clearance				
<input checked="" type="checkbox"/>			c. Fuel tank securely attached.	<input checked="" type="checkbox"/>			c. Adjustable Axle Assemblies (Sliding Subframes)				
			5. LIGHTING DEVICES								
<input checked="" type="checkbox"/>			All lighting devices and reflectors required by Part 393 shall be operable.	N/A							

INSTRUCTIONS: MARK COLUMN ENTRIES TO VERIFY INSPECTION: ☒ OK, ☒ NEEDS REPAIR, ☒ NA IF ITEMS DO NOT APPLY, ☐ REPAIRED DATE

CERTIFICATION: THIS VEHICLE HAS PASSED ALL THE INSPECTION ITEMS FOR THE ANNUAL VEHICLE INSPECTION IN ACCORDANCE WITH 49 CFR PART 396.

© Copyright 2010 J. J. KELLER & ASSOCIATES, INC.®  
Neenah, WI • USA • (800) 327-6868  
jjkeller.com • Printed in the United States

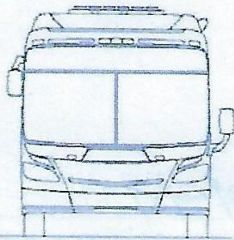
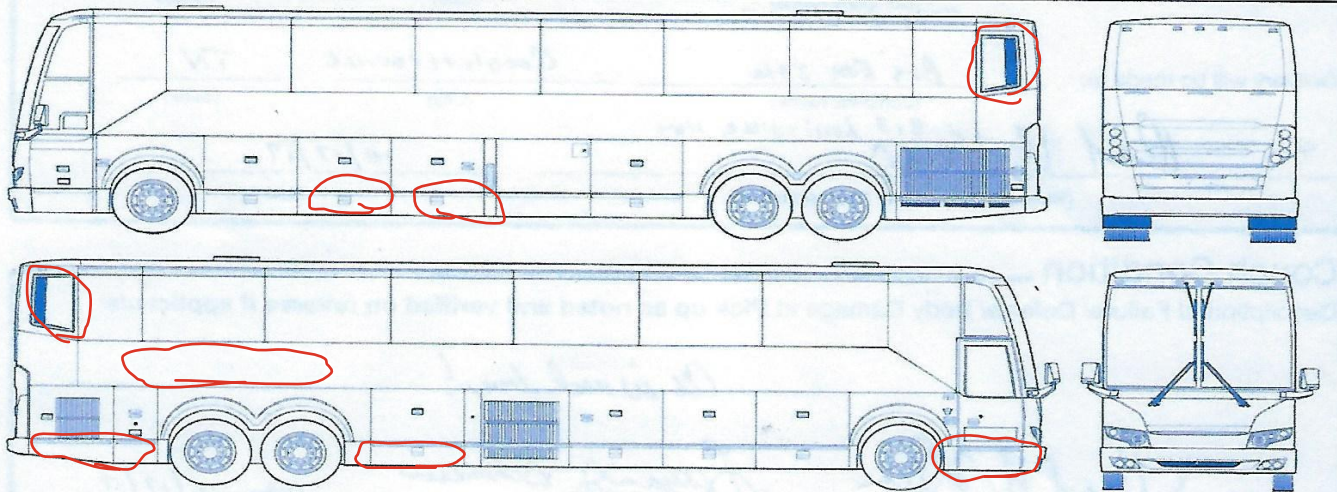
ORIGINAL

400-FS-C2 3127  
Rev. 6/10

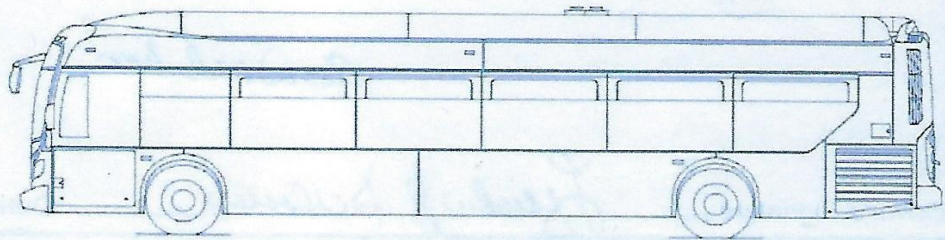


Bus Name:

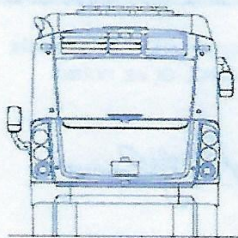
Studio 1



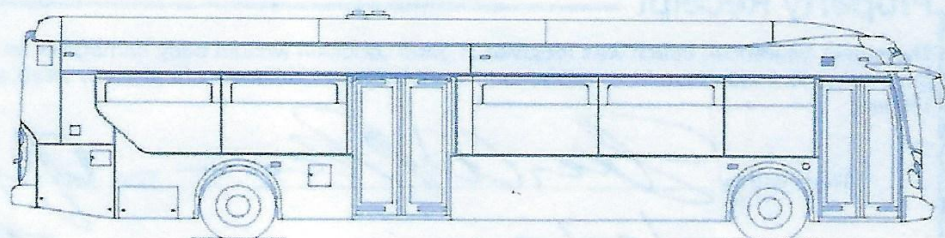
Front View



Streetside View



Rear View



Curbside View