

Busforsale.com ~ Bus Inspection

Today's Date	7/29/2025	Bus Name	AJ Knightrider	
Yr/Make/Model	1999 Prevost H3-45 VIP	VIN#	2PCV33495X1012599	
Mileage	663,522	Door Code	inop	Tech & Time:
Engine Type	Detroit Series 60	Transmission Type	Allison B500	Generator Gen Hours
Engine Serial #	06R0425688	Transmission Serial#		

DOT Compliance Items

	OK	Repair	Technician's Notes:	Qty:	Per Piece:	Price:	Labor:
Driving Fog Lights *	<input type="checkbox"/>	<input checked="" type="checkbox"/>	inoperable				
Gauge Lights *	<input type="checkbox"/>	<input checked="" type="checkbox"/>	nine (9) out (cluster failure)				
Dash Lights *	<input type="checkbox"/>	<input checked="" type="checkbox"/>					
ABS Light *	<input type="checkbox"/>	<input checked="" type="checkbox"/>	on				
Headlights *	<input checked="" type="checkbox"/>	<input type="checkbox"/>					
Brake Lights *	<input type="checkbox"/>	<input checked="" type="checkbox"/>	one (1) out				
Clearance Lights *	<input type="checkbox"/>	<input checked="" type="checkbox"/>	one (1) upper red out				
Tail Lights *	<input type="checkbox"/>	<input checked="" type="checkbox"/>					
Turn Lights *	<input type="checkbox"/>	<input checked="" type="checkbox"/>	one (1) rear out				
Escape Hatch Operational *	<input type="checkbox"/>	<input type="checkbox"/>					
Windshield *	<input type="checkbox"/>	<input checked="" type="checkbox"/>	p/s lower cracked				
Driver Glass *	<input checked="" type="checkbox"/>	<input type="checkbox"/>					
Windshield Wipers *	<input type="checkbox"/>	<input checked="" type="checkbox"/>	need new blades				
Upper Control Arms *	<input checked="" type="checkbox"/>	<input checked="" type="checkbox"/>	straight axle				
Lower Control Arms *	<input checked="" type="checkbox"/>	<input checked="" type="checkbox"/>	straight axle				
Suspension - Front *	<input checked="" type="checkbox"/>	<input type="checkbox"/>					
Suspension - Rear *	<input checked="" type="checkbox"/>	<input type="checkbox"/>					
Power Steering *	<input checked="" type="checkbox"/>	<input type="checkbox"/>					
Exhaust System/Muffler *	<input checked="" type="checkbox"/>	<input type="checkbox"/>					

Brakes

Front % *	<input type="checkbox"/>	<input type="checkbox"/>					
Drive % *	<input type="checkbox"/>	<input type="checkbox"/>					
Tag % *	<input type="checkbox"/>	<input type="checkbox"/>					
Jake Brake *	<input checked="" type="checkbox"/>	<input type="checkbox"/>					
Shock - Front *	<input checked="" type="checkbox"/>	<input type="checkbox"/>					
Shock - Rear *	<input type="checkbox"/>	<input checked="" type="checkbox"/>	needs tag shocks				

Tires

Front % *	<input type="checkbox"/>	<input type="checkbox"/>					
Drive % *	<input type="checkbox"/>	<input type="checkbox"/>					
Tag % *	<input type="checkbox"/>	<input type="checkbox"/>					
Wheelseals - Front *	<input checked="" type="checkbox"/>	<input type="checkbox"/>					
Wheelseals - Rear *	<input type="checkbox"/>	<input checked="" type="checkbox"/>	p/s drive & tag leaking				

Seat Belts

Driver *	<input checked="" type="checkbox"/>	<input type="checkbox"/>					
Jump *	<input type="checkbox"/>	<input checked="" type="checkbox"/>	none				
Passenger (if applicable) *	<input type="checkbox"/>	<input type="checkbox"/>					

Other

	<input type="checkbox"/>	<input type="checkbox"/>					
	<input type="checkbox"/>	<input type="checkbox"/>					
	<input type="checkbox"/>	<input type="checkbox"/>					
	<input type="checkbox"/>	<input type="checkbox"/>					
	<input type="checkbox"/>	<input type="checkbox"/>					

Conversion / Bus Interior

Busforsale.com ~ Bus Inspection

	OK	Repair	Technician's Notes:	Qty:	Per Piece:	Price:	Labor:
Smoke/Co2 Detector	<input type="checkbox"/>	<input type="checkbox"/>					
Switch Lights	<input type="checkbox"/>	<input type="checkbox"/>					
Switch Identification	<input type="checkbox"/>	<input type="checkbox"/>					
Water Pump Operation	<input type="checkbox"/>	<input type="checkbox"/>					
Fresh Water Drain	<input checked="" type="checkbox"/>	<input type="checkbox"/>					
Sewer Drain	<input checked="" type="checkbox"/>	<input type="checkbox"/>					
Air Vents Dash	<input checked="" type="checkbox"/>	<input type="checkbox"/>					
Air Vents Coach	<input type="checkbox"/>	<input type="checkbox"/>					
Driver Stereo	<input type="checkbox"/>	<input type="checkbox"/>					
BackUp Camera	<input type="checkbox"/>	<input type="checkbox"/>					
Driver Seat Operation	<input type="checkbox"/>	<input type="checkbox"/>					
Driver Seat	<input type="checkbox"/>	<input type="checkbox"/>					
	<input type="checkbox"/>	<input type="checkbox"/>					

Finishes

Tile Condition	<input type="checkbox"/>	<input type="checkbox"/>					
Laminate Condition	<input type="checkbox"/>	<input type="checkbox"/>					
Shower Operational	<input type="checkbox"/>	<input type="checkbox"/>					
Air Pocket Doors	<input type="checkbox"/>	<input type="checkbox"/>					
Pocket Doors	<input type="checkbox"/>	<input type="checkbox"/>					
Cabinet Hardware	<input type="checkbox"/>	<input type="checkbox"/>					
Ceiling Mirrors	<input type="checkbox"/>	<input type="checkbox"/>					
Shower Head	<input type="checkbox"/>	<input type="checkbox"/>					
Sink Head	<input type="checkbox"/>	<input type="checkbox"/>					
Upholstery-Front	<input type="checkbox"/>	<input type="checkbox"/>					
Upholstery-Rear	<input type="checkbox"/>	<input type="checkbox"/>					
Window Tint	<input type="checkbox"/>	<input type="checkbox"/>					
Windshield Rubber	<input type="checkbox"/>	<input type="checkbox"/>					

Fuel System

Fuel Level	<input type="checkbox"/>	<input type="checkbox"/>					
Level Low System	<input type="checkbox"/>	<input type="checkbox"/>					

Bumpers

Front Bumper	<input type="checkbox"/>	<input type="checkbox"/>					
Rear Bumper	<input type="checkbox"/>	<input type="checkbox"/>					

Keys

Door Code/Keypad	<input type="checkbox"/>	<input checked="" type="checkbox"/>	inoperable (electrical)				
Door	<input checked="" type="checkbox"/>	<input type="checkbox"/>					
Ignition	<input checked="" type="checkbox"/>	<input type="checkbox"/>					
Engine	<input checked="" type="checkbox"/>	<input type="checkbox"/>					
Bays	<input type="checkbox"/>	<input type="checkbox"/>					
Cabinets/Interior	<input type="checkbox"/>	<input type="checkbox"/>					

Other

	<input type="checkbox"/>	<input type="checkbox"/>					
	<input type="checkbox"/>	<input type="checkbox"/>					
	<input type="checkbox"/>	<input type="checkbox"/>					
	<input type="checkbox"/>	<input type="checkbox"/>					
	<input type="checkbox"/>	<input type="checkbox"/>					
	<input type="checkbox"/>	<input type="checkbox"/>					

Electronics / Remotes

	OK	Repair	Technician's Notes:	Qty:	Per Piece:	Price:	Labor:
--	----	--------	---------------------	------	------------	--------	--------

Busforsale.com ~ Bus Inspection

Stereo Operational-F	<input type="checkbox"/>	<input type="checkbox"/>					
Stereo Operational-R	<input type="checkbox"/>	<input type="checkbox"/>					
TV - Front	<input type="checkbox"/>	<input type="checkbox"/>					
TV - Rear	<input type="checkbox"/>	<input type="checkbox"/>					
Generator Remote Start	<input type="checkbox"/>	<input type="checkbox"/>					
Genset Batteries	<input type="checkbox"/>	<input checked="" type="checkbox"/>	need replaced				
Inverter Remote	<input type="checkbox"/>	<input type="checkbox"/>					
In-Motion Satellite Locks	<input type="checkbox"/>	<input type="checkbox"/>					
Speakers Operational	<input type="checkbox"/>	<input type="checkbox"/>					
Satellite Syst. Operational	<input type="checkbox"/>	<input type="checkbox"/>					
	<input type="checkbox"/>	<input type="checkbox"/>					

Switches / Gauges / Lights

Ship to Shore Switch/Plug	<input checked="" type="checkbox"/>	<input type="checkbox"/>					
Interior Lights 12v	<input type="checkbox"/>	<input type="checkbox"/>					
Interior Lights 120v	<input type="checkbox"/>	<input type="checkbox"/>					
Light Switches	<input type="checkbox"/>	<input type="checkbox"/>					
Step Lights	<input type="checkbox"/>	<input type="checkbox"/>					
Buddy Light	<input type="checkbox"/>	<input type="checkbox"/>					
Driver Light	<input type="checkbox"/>	<input type="checkbox"/>					
Day/Night Shades	<input type="checkbox"/>	<input type="checkbox"/>					
Toilet	<input type="checkbox"/>	<input type="checkbox"/>					
Speedometer	<input type="checkbox"/>	<input type="checkbox"/>					
Fuel Gauge	<input checked="" type="checkbox"/>	<input type="checkbox"/>					
Temp Gauge	<input type="checkbox"/>	<input type="checkbox"/>					
Amp Gauge	<input type="checkbox"/>	<input type="checkbox"/>					
Volt Gauge	<input type="checkbox"/>	<input type="checkbox"/>					
DC Volt Gauge	<input type="checkbox"/>	<input type="checkbox"/>					

Operations

Roof Vent Fans	<input type="checkbox"/>	<input type="checkbox"/>					
Roof/CruiseAir Operational	<input type="checkbox"/>	<input type="checkbox"/>					
Roof/Cruise Air Filters	<input type="checkbox"/>	<input type="checkbox"/>					
Hot Water Heater	<input type="checkbox"/>	<input type="checkbox"/>					
Step Slide Operational	<input type="checkbox"/>	<input type="checkbox"/>					
Webasto	<input type="checkbox"/>	<input type="checkbox"/>					
Toe Kick Heaters	<input type="checkbox"/>	<input type="checkbox"/>					
Heat Pumps	<input type="checkbox"/>	<input type="checkbox"/>					
Fan Clutch	<input type="checkbox"/>	<input type="checkbox"/>					
City/Air Horn	<input type="checkbox"/>	<input type="checkbox"/>					
A/C Air Tank	<input type="checkbox"/>	<input type="checkbox"/>					
Alignment	<input checked="" type="checkbox"/>	<input type="checkbox"/>					

Bunks

Bunk Lights	<input type="checkbox"/>	<input type="checkbox"/>					
Condo Curtains	<input type="checkbox"/>	<input type="checkbox"/>					
Bunk Curtains	<input type="checkbox"/>	<input type="checkbox"/>					
Mattresses	<input type="checkbox"/>	<input type="checkbox"/>					
Bunk TV's	<input type="checkbox"/>	<input type="checkbox"/>					
	<input type="checkbox"/>	<input type="checkbox"/>					

		Engine & Mechanical					
	OK	Repair	Technician's Notes:	Qty:	Per Piece:	Price:	Labor:
ECM Codes	<input type="checkbox"/>	<input type="checkbox"/>					
House Alternator Charge	<input type="checkbox"/>	<input checked="" type="checkbox"/>					
Drive AC Operational	<input type="checkbox"/>	<input checked="" type="checkbox"/>	inoperable				
Coach AC Operational	<input type="checkbox" value="N/A"/>	<input type="checkbox" value="N/A"/>					
Coach AC Components	<input type="checkbox" value="N/A"/>	<input type="checkbox" value="N/A"/>					
HVAC Motor Brushes	<input type="checkbox" value="N/A"/>	<input type="checkbox" value="N/A"/>					
House Batteries	<input type="checkbox"/>	<input checked="" type="checkbox"/>	need replaced				
Chassis Batteries	<input type="checkbox"/>	<input checked="" type="checkbox"/>	need replaced				
Radiator Condition	<input type="checkbox"/>	<input type="checkbox"/>					
Belt Condition	<input type="checkbox"/>	<input type="checkbox"/>					
Charge Air Cooler	<input type="checkbox"/>	<input type="checkbox"/>					
Airbags	<input type="checkbox"/>	<input checked="" type="checkbox"/>					
Transmission Seal	<input type="checkbox"/>	<input checked="" type="checkbox"/>	leaking				
Rear Main Seal	<input type="checkbox"/>	<input checked="" type="checkbox"/>	leaking				
Pinion Seal	<input checked="" type="checkbox"/>	<input type="checkbox"/>					
Mitre Box Seals	<input type="checkbox"/>	<input type="checkbox"/>					
50DN Seals	<input type="checkbox"/>	<input type="checkbox"/>					
Charging	<input checked="" type="checkbox"/>	<input type="checkbox"/>					
Mitre Box Dipstick	<input checked="" type="checkbox"/>	<input type="checkbox"/>					
Oil Dipstick	<input checked="" type="checkbox"/>	<input type="checkbox"/>					
Trans Dipstick	<input checked="" type="checkbox"/>	<input type="checkbox"/>					
Differential Oil	<input checked="" type="checkbox"/>	<input type="checkbox"/>					
Coolant Level	<input checked="" type="checkbox"/>	<input type="checkbox"/>					
Transmission Fluid Level	<input type="checkbox"/>	<input type="checkbox"/>					
Motor Oil Level	<input checked="" type="checkbox"/>	<input type="checkbox"/>					
Power Steering Level	<input checked="" type="checkbox"/>	<input type="checkbox"/>					
	<input type="checkbox"/>	<input type="checkbox"/>					
	<input type="checkbox"/>	<input type="checkbox"/>					
		Exterior					
Body Damage	<input type="checkbox"/>	<input type="checkbox"/>					
Bay Door Shocks	<input type="checkbox"/>	<input checked="" type="checkbox"/>					
Bay Door Actuators	<input type="checkbox"/>	<input checked="" type="checkbox"/>	all inoperable (electrical)				
Bay Door Operation	<input type="checkbox"/>	<input type="checkbox"/>					
Roof Inspection	<input type="checkbox"/>	<input type="checkbox"/>					
Roof Seals	<input type="checkbox"/>	<input type="checkbox"/>					
Mirror Chrome Condition	<input type="checkbox"/>	<input type="checkbox"/>	painted				
Door Latches	<input type="checkbox"/>	<input type="checkbox"/>					
Trailer Wiring	<input type="checkbox"/>	<input type="checkbox"/>					
Rub Rails	<input type="checkbox"/>	<input type="checkbox"/>					
Side Glass	<input type="checkbox"/>	<input type="checkbox"/>					
Entrance Door Glass	<input checked="" type="checkbox"/>	<input type="checkbox"/>					
Shore Cord	<input checked="" type="checkbox"/>	<input type="checkbox"/>					
Awning Operable	<input type="checkbox" value="N/A"/>	<input type="checkbox" value="N/A"/>					
Docking Lights	<input checked="" type="checkbox"/>	<input type="checkbox"/>					
Mirror Operation	<input type="checkbox"/>	<input checked="" type="checkbox"/>	all inoperable				
Paint Repair	<input type="checkbox"/>	<input type="checkbox"/>					
	<input type="checkbox"/>	<input type="checkbox"/>					

ANNUAL VEHICLE INSPECTION REPORT

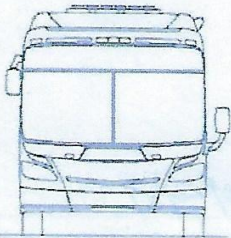
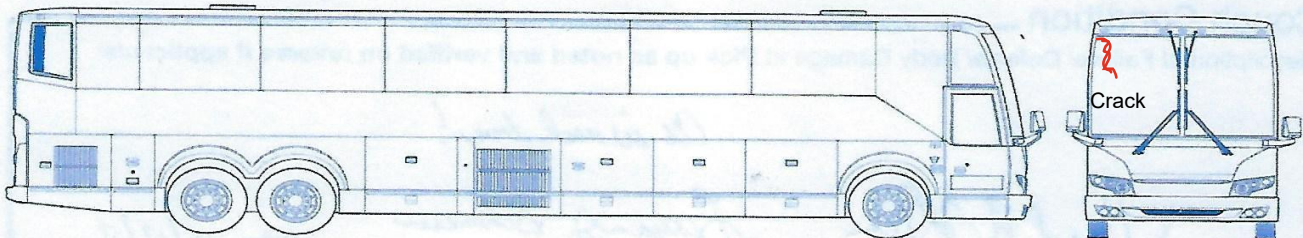
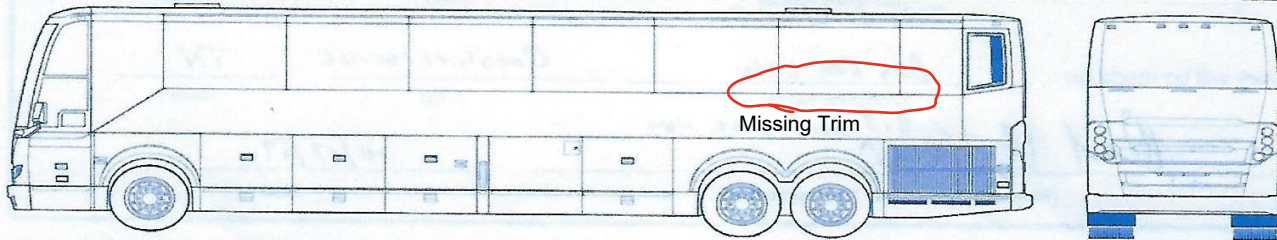
VEHICLE HISTORY RECORD	
REPORT NUMBER	FLEET UNIT NUMBER
DATE	

MOTOR CARRIER OPERATOR	INSPECTOR'S NAME (PRINT OR TYPE)
ADDRESS	THIS INSPECTOR MEETS THE QUALIFICATION REQUIREMENTS IN SECTION 396.19. <input type="checkbox"/> YES
CITY, STATE, ZIP CODE	VEHICLE IDENTIFICATION (<input checked="" type="checkbox"/> AND COMPLETE) <input type="checkbox"/> LIC. PLATE NO. <input type="checkbox"/> VIN <input type="checkbox"/> OTHER
VEHICLE TYPE <input type="checkbox"/> TRACTOR <input type="checkbox"/> TRAILER <input type="checkbox"/> TRUCK <input type="checkbox"/> BUS <input type="checkbox"/> (OTHER)	INSPECTION AGENCY/LOCATION (OPTIONAL)

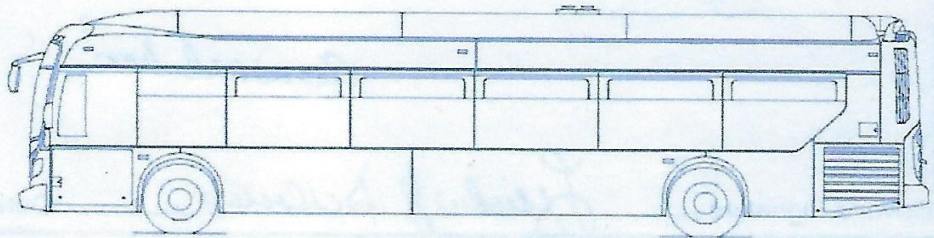
VEHICLE COMPONENTS INSPECTED											
OK	NEEDS REPAIR	REPAIRED DATE	ITEM	OK	NEEDS REPAIR	REPAIRED DATE	ITEM	OK	NEEDS REPAIR	REPAIRED DATE	ITEM
			1. BRAKE SYSTEM				6. SAFE LOADING				10. TIRES
X			a. Service Brakes				a. Part(s) of vehicle or condition of loading such that the spare tire or any part of the load or dunnage can fall onto the roadway.	X			a. Tires on any steering axle of a power unit.
X			b. Parking Brake System				b. Protection against shifting cargo.	X			b. All other tires.
X			c. Brake Drums or Rotors		N/A		c. Container securement devices on intermodal equipment.				11. WHEELS AND RIMS
X			d. Brake Hose					N/A			a. Lock or Side Ring
X			e. Brake Tubing		N/A			X			b. Wheels and Rims
X			f. Low Pressure Warning Device					X			c. Fasteners
X			g. Tractor Protection Valve					N/A			d. Welds
X			h. Air Compressor		N/A						12. WINDSHIELD GLAZING
N/A			i. Electric Brakes						X		Requirements and exceptions as stated pertaining to any crack, discoloration or vision reducing matter (reference 393.60 for exceptions).
N/A			j. Hydraulic Brakes								13. WINDSHIELD WIPERS
N/A			k. Vacuum Systems		X		7. STEERING MECHANISM				Any power unit that has an inoperative wiper, or missing or damaged parts that render it ineffective.
			2. COUPLING DEVICES		X		a. Steering Wheel Free Play				14. OTHER
N/A			a. Fifth Wheels				b. Steering Column				List any other condition(s) which may prevent safe operation of this vehicle.
N/A			b. Pintle Hooks		X		c. Front Axle Beam and All Steering Components Other Than Steering Column				p/s drive wheelseal
X			c. Drawbar/Towbar Eye				d. Steering Gear Box		X		p/s tag wheelseal
X			d. Drawbar/Towbar Tongue		X		e. Pitman Arm				tag shocks
X			e. Safety Devices		X		f. Power Steering				fuel leak main engine
N/A			f. Saddle-Mounts		X		g. Ball and Socket Joints				radius rod bushings
			3. EXHAUST SYSTEM		X		h. Tie Rods and Drag Links				press line (fuel)
X			a. Exhaust system leaking forward of or directly below the driver/sleeper compartment.		X		i. Nuts				trans seal
X			b. Bus exhaust system leaking or discharging in violation of standard.		X		j. Steering System				head - leaking
X			c. Exhaust system likely to burn, char, or damage the electrical wiring, fuel supply, or any combustible part of the motor vehicle.		X		8. SUSPENSION				wiper blades
			4. FUEL SYSTEM				a. Any U-bolt(s), spring hanger(s), or other axle positioning part(s) cracked, broken, loose or missing resulting in shifting of an axle from its normal position.				fuel tank gasket
X	X		a. Visible leak.		X		b. Spring Assembly				p/s lower windshield crack
X			b. Fuel tank filler cap missing.		X		c. Torque, Radius or Tracking Components				air bags (checked)
X			c. Fuel tank securely attached.		X		9. FRAME				fog lights inoperable
			5. LIGHTING DEVICES		X		a. Frame Members				one (1) rear turn light
X			All lighting devices and reflectors required by Part 393 shall be operable.		N/A		b. Tire and Wheel Clearance				one (1) brake light
							c. Adjustable Axle Assemblies (Sliding Subframes)				one (1) LED clearance

INSTRUCTIONS: MARK COLUMN ENTRIES TO VERIFY INSPECTION: OK, NEEDS REPAIR, NA IF ITEMS DO NOT APPLY, _____ REPAIRED DATE

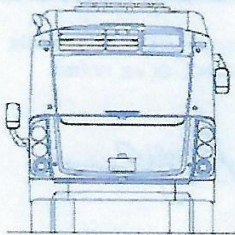
CERTIFICATION: THIS VEHICLE HAS PASSED ALL THE INSPECTION ITEMS FOR THE ANNUAL VEHICLE INSPECTION IN ACCORDANCE WITH 49 CFR PART 396.



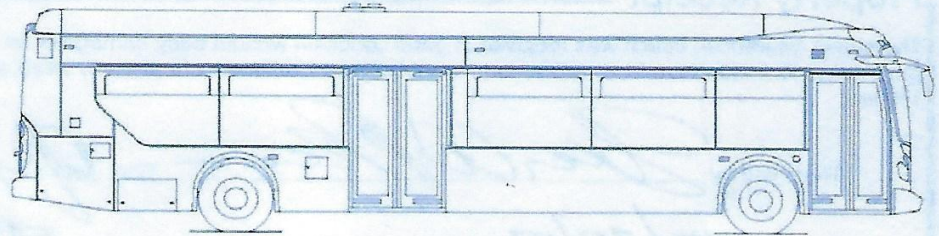
Front View



Streetside View



Rear View



Curbside View