

Busforsale.com ~ Bus Inspection

Today's Date	3/26/2026	Bus Name	Julie
Yr/Make/Model	1999 MCI E4500 102ELS3	VIN#	1M8TRPYA7WP060383
Mileage	391,244 / ECM 288,450	Door Code	N/A Tech & Time:
Engine Type	Detroit Series 60	Transmission Type	Allison B500 Generator Gen Hours
Engine Serial #	06R0428106	Transmission Serial#	9450109204 (m) 3460 / (h) 4218

DOT Compliance Items

	OK	Repair	Technician's Notes:	Qty:	Per Piece:	Price:	Labor:
Driving Fog Lights *	<input checked="" type="checkbox"/>	<input type="checkbox"/>					
Gauge Lights *	<input checked="" type="checkbox"/>	<input type="checkbox"/>					
Dash Lights *	<input checked="" type="checkbox"/>	<input type="checkbox"/>					
ABS Light *	<input checked="" type="checkbox"/>	<input type="checkbox"/>					
Headlights *	<input checked="" type="checkbox"/>	<input type="checkbox"/>					
Brake Lights *	<input checked="" type="checkbox"/>	<input type="checkbox"/>					
Clearance Lights *	<input type="checkbox"/>	<input checked="" type="checkbox"/>	two (2) out / one (1) red & one (1) amber upper				
Tail Lights *	<input checked="" type="checkbox"/>	<input type="checkbox"/>					
Turn Lights *	<input checked="" type="checkbox"/>	<input type="checkbox"/>					
Escape Hatch Operational *	<input type="checkbox"/>	<input checked="" type="checkbox"/>	none				
Windshield *	<input checked="" type="checkbox"/>	<input type="checkbox"/>					
Driver Glass *	<input checked="" type="checkbox"/>	<input type="checkbox"/>					
Windshield Wipers *	<input checked="" type="checkbox"/>	<input type="checkbox"/>					
Upper Control Arms *	<input type="checkbox"/>	<input type="checkbox"/>	straight axle				
Lower Control Arms *	<input type="checkbox"/>	<input type="checkbox"/>	straight axle				
Suspension - Front *	<input checked="" type="checkbox"/>	<input type="checkbox"/>					
Suspension - Rear *	<input checked="" type="checkbox"/>	<input type="checkbox"/>					
Power Steering *	<input checked="" type="checkbox"/>	<input type="checkbox"/>					
Exhaust System/Muffler *	<input checked="" type="checkbox"/>	<input type="checkbox"/>					

Brakes

Front % *	<input checked="" type="checkbox"/>	<input type="checkbox"/>	75% remaining				
Drive % *	<input checked="" type="checkbox"/>	<input type="checkbox"/>	75% remaining				
Tag % *	<input checked="" type="checkbox"/>	<input type="checkbox"/>	75% remaining				
Jake Brake *	<input checked="" type="checkbox"/>	<input type="checkbox"/>					
Shock - Front *	<input checked="" type="checkbox"/>	<input type="checkbox"/>					
Shock - Rear *	<input checked="" type="checkbox"/>	<input type="checkbox"/>					

Tires

Front % *	<input checked="" type="checkbox"/>	<input type="checkbox"/>	16/32 16/32 - DOT 2024				
Drive % *	<input checked="" type="checkbox"/>	<input type="checkbox"/>	16/32 16/32 16/32 16/32 - DOT 2025				
Tag % *	<input checked="" type="checkbox"/>	<input type="checkbox"/>	16/32 16/32 - DOT 2025				
Wheelseals - Front *	<input checked="" type="checkbox"/>	<input type="checkbox"/>					
Wheelseals - Rear *	<input checked="" type="checkbox"/>	<input type="checkbox"/>					

Seat Belts

Driver *	<input checked="" type="checkbox"/>	<input type="checkbox"/>					
Jump *	<input type="checkbox"/>	<input type="checkbox"/>					
Passenger (if applicable) *	<input type="checkbox"/>	<input type="checkbox"/>					

Other

	<input type="checkbox"/>	<input type="checkbox"/>					
	<input type="checkbox"/>	<input type="checkbox"/>					
	<input type="checkbox"/>	<input type="checkbox"/>					
	<input type="checkbox"/>	<input type="checkbox"/>					
	<input type="checkbox"/>	<input type="checkbox"/>					

Conversion / Bus Interior							
	OK	Repair	Technician's Notes:	Qty:	Per Piece:	Price:	Labor:
Smoke/Co2 Detector	<input type="checkbox"/>	<input type="checkbox"/>	none				
Switch Lights	<input checked="" type="checkbox"/>	<input type="checkbox"/>					
Switch Identification	<input checked="" type="checkbox"/>	<input type="checkbox"/>					
Water Pump Operation	<input checked="" type="checkbox"/>	<input type="checkbox"/>					
Fresh Water Drain	<input checked="" type="checkbox"/>	<input type="checkbox"/>					
Sewer Drain	<input checked="" type="checkbox"/>	<input type="checkbox"/>					
Air Vents Dash	<input checked="" type="checkbox"/>	<input type="checkbox"/>					
Air Vents Coach	<input checked="" type="checkbox"/>	<input type="checkbox"/>					
Driver Stereo	<input type="checkbox"/>	<input type="checkbox"/>	powers up - no sound				
BackUp Camera	<input checked="" type="checkbox"/>	<input checked="" type="checkbox"/>					
Driver Seat Operation	<input checked="" type="checkbox"/>	<input type="checkbox"/>					
Driver Seat	<input checked="" type="checkbox"/>	<input type="checkbox"/>					

Finishes							
Tile Condition	<input checked="" type="checkbox"/>	<input type="checkbox"/>					
Laminate Condition	<input checked="" type="checkbox"/>	<input type="checkbox"/>					
Shower Operational	<input checked="" type="checkbox"/>	<input checked="" type="checkbox"/>					
Air Pocket Doors	<input checked="" type="checkbox"/>	<input checked="" type="checkbox"/>					
Pocket Doors	<input checked="" type="checkbox"/>	<input checked="" type="checkbox"/>					
Cabinet Hardware	<input checked="" type="checkbox"/>	<input type="checkbox"/>					
Ceiling Mirrors	<input checked="" type="checkbox"/>	<input type="checkbox"/>					
Shower Head	<input checked="" type="checkbox"/>	<input checked="" type="checkbox"/>					
Sink Head	<input checked="" type="checkbox"/>	<input type="checkbox"/>					
Upholstery-Front	<input checked="" type="checkbox"/>	<input type="checkbox"/>					
Upholstery-Rear	<input checked="" type="checkbox"/>	<input type="checkbox"/>					
Window Tint	<input checked="" type="checkbox"/>	<input type="checkbox"/>					
Windshield Rubber	<input checked="" type="checkbox"/>	<input type="checkbox"/>					

Fuel System							
Fuel Level	<input checked="" type="checkbox"/>	<input type="checkbox"/>					
Level Low System	<input checked="" type="checkbox"/>	<input type="checkbox"/>					

Bumpers							
Front Bumper	<input checked="" type="checkbox"/>	<input type="checkbox"/>					
Rear Bumper	<input checked="" type="checkbox"/>	<input type="checkbox"/>					

Keys							
Door Code/Keypad	<input checked="" type="checkbox"/>	<input checked="" type="checkbox"/>					
Door	<input checked="" type="checkbox"/>	<input type="checkbox"/>					
Ignition	<input type="checkbox"/>	<input checked="" type="checkbox"/>	switch needs replaced				
Engine	<input checked="" type="checkbox"/>	<input type="checkbox"/>					
Bays	<input checked="" type="checkbox"/>	<input type="checkbox"/>					
Cabinets/Interior	<input checked="" type="checkbox"/>	<input checked="" type="checkbox"/>					

Other							
Driver Info Display	<input type="checkbox"/>	<input checked="" type="checkbox"/>	need replaced - missing most led readout				
Camshaft Thrust Plate	<input type="checkbox"/>	<input checked="" type="checkbox"/>	leaking oil - need replaced				
Gen #2	<input type="checkbox"/>	<input checked="" type="checkbox"/>	p/s gen will not power				
	<input type="checkbox"/>	<input type="checkbox"/>					
	<input type="checkbox"/>	<input type="checkbox"/>					

Electronics / Remotes

	OK	Repair	Technician's Notes:	Qty:	Per Piece:	Price:	Labor:
Stereo Operational-F	<input type="checkbox"/>	<input type="checkbox"/>					
Stereo Operational-R	<input checked="" type="checkbox"/>	<input type="checkbox"/>					
TV - Front	<input checked="" type="checkbox"/>	<input type="checkbox"/>					
TV - Rear	<input checked="" type="checkbox"/>	<input type="checkbox"/>					
Generator Remote Start	<input checked="" type="checkbox"/>	<input type="checkbox"/>					
Genset Batteries	<input type="checkbox"/>	<input checked="" type="checkbox"/>	need replaced				
Inverter Remote	<input checked="" type="checkbox"/>	<input checked="" type="checkbox"/>					
In-Motion Satellite Locks	<input checked="" type="checkbox"/>	<input checked="" type="checkbox"/>					
Speakers Operational	<input checked="" type="checkbox"/>	<input type="checkbox"/>					
Satellite Syst. Operational	<input checked="" type="checkbox"/>	<input checked="" type="checkbox"/>					
	<input type="checkbox"/>	<input type="checkbox"/>					

Switches / Gauges / Lights

Ship to Shore Switch/Plug	<input checked="" type="checkbox"/>	<input type="checkbox"/>					
Interior Lights 12v	<input type="checkbox"/>	<input checked="" type="checkbox"/>	six (6) interior bulbs				
Interior Lights 120v	<input type="checkbox"/>	<input checked="" type="checkbox"/>	hallway rope lights inoperable				
Light Switches	<input checked="" type="checkbox"/>	<input type="checkbox"/>					
Step Lights	<input checked="" type="checkbox"/>	<input checked="" type="checkbox"/>					
Buddy Light	<input checked="" type="checkbox"/>	<input checked="" type="checkbox"/>					
Driver Light	<input checked="" type="checkbox"/>	<input type="checkbox"/>					
Day/Night Shades	<input checked="" type="checkbox"/>	<input type="checkbox"/>					
Toilet	<input checked="" type="checkbox"/>	<input type="checkbox"/>					
Speedometer	<input checked="" type="checkbox"/>	<input type="checkbox"/>					
Fuel Gauge	<input checked="" type="checkbox"/>	<input type="checkbox"/>					
Temp Gauge	<input checked="" type="checkbox"/>	<input type="checkbox"/>					
Amp Gauge	<input checked="" type="checkbox"/>	<input type="checkbox"/>					
Volt Gauge	<input checked="" type="checkbox"/>	<input type="checkbox"/>					
DC Volt Gauge	<input checked="" type="checkbox"/>	<input checked="" type="checkbox"/>					

Operations

Roof Vent Fans	<input checked="" type="checkbox"/>	<input checked="" type="checkbox"/>					
Roof/CruiseAir Operational	<input checked="" type="checkbox"/>	<input type="checkbox"/>					
Roof/Cruise Air Filters	<input checked="" type="checkbox"/>	<input type="checkbox"/>					
Hot Water Heater	<input checked="" type="checkbox"/>	<input checked="" type="checkbox"/>					
Step Slide Operational	<input checked="" type="checkbox"/>	<input checked="" type="checkbox"/>					
Webasto	<input type="checkbox"/>	<input type="checkbox"/>	did not test				
Toe Kick Heaters	<input checked="" type="checkbox"/>	<input checked="" type="checkbox"/>					
Heat Pumps	<input checked="" type="checkbox"/>	<input type="checkbox"/>					
Fan Clutch	<input checked="" type="checkbox"/>	<input type="checkbox"/>					
City/Air Horn	<input checked="" type="checkbox"/>	<input type="checkbox"/>					
A/C Air Tank	<input checked="" type="checkbox"/>	<input checked="" type="checkbox"/>					
Alignment	<input checked="" type="checkbox"/>	<input type="checkbox"/>					

Bunks

Bunk Lights	<input type="checkbox"/>	<input checked="" type="checkbox"/>	one(1) out				
Condo Curtains	<input type="checkbox"/>	<input type="checkbox"/>					
Bunk Curtains	<input checked="" type="checkbox"/>	<input type="checkbox"/>					
Mattresses	<input checked="" type="checkbox"/>	<input type="checkbox"/>					
Bunk TV's	<input checked="" type="checkbox"/>	<input checked="" type="checkbox"/>					
	<input type="checkbox"/>	<input type="checkbox"/>					

		Engine & Mechanical					
	OK	Repair	Technician's Notes:	Qty:	Per Piece:	Price:	Labor:
ECM Codes	<input checked="" type="checkbox"/>	<input type="checkbox"/>	no codes				
House Alternator Charge	<input type="checkbox"/>	<input type="checkbox"/>					
Drive AC Operational	<input type="checkbox"/>	<input checked="" type="checkbox"/>	no freon?				
Coach AC Operational	<input type="checkbox"/>	<input type="checkbox"/>					
Coach AC Components	<input type="checkbox"/>	<input type="checkbox"/>					
HVAC Motor Brushes	<input type="checkbox"/>	<input type="checkbox"/>					
House Batteries	<input checked="" type="checkbox"/>	<input type="checkbox"/>					
Chassis Batteries	<input type="checkbox"/>	<input checked="" type="checkbox"/>	need 8D replaced				
Radiator Condition	<input checked="" type="checkbox"/>	<input type="checkbox"/>					
Belt Condition	<input checked="" type="checkbox"/>	<input type="checkbox"/>					
Charge Air Cooler	<input checked="" type="checkbox"/>	<input type="checkbox"/>					
Airbags	<input type="checkbox"/>	<input checked="" type="checkbox"/>	both steer need replaced				
Transmission Seal	<input checked="" type="checkbox"/>	<input type="checkbox"/>					
Rear Main Seal	<input checked="" type="checkbox"/>	<input type="checkbox"/>					
Pinion Seal	<input checked="" type="checkbox"/>	<input type="checkbox"/>					
Mitre Box Seals	<input type="checkbox"/>	<input type="checkbox"/>					
50DN Seals	<input checked="" type="checkbox"/>	<input type="checkbox"/>					
Charging	<input checked="" type="checkbox"/>	<input type="checkbox"/>					
Mitre Box Dipstick	<input type="checkbox"/>	<input type="checkbox"/>					
Oil Dipstick	<input checked="" type="checkbox"/>	<input type="checkbox"/>					
Trans Dipstick	<input checked="" type="checkbox"/>	<input type="checkbox"/>					
Differential Oil	<input checked="" type="checkbox"/>	<input type="checkbox"/>					
Coolant Level	<input checked="" type="checkbox"/>	<input type="checkbox"/>					
Transmission Fluid Level	<input checked="" type="checkbox"/>	<input type="checkbox"/>					
Motor Oil Level	<input checked="" type="checkbox"/>	<input type="checkbox"/>					
Power Steering Level	<input checked="" type="checkbox"/>	<input type="checkbox"/>					
	<input type="checkbox"/>	<input type="checkbox"/>					
	<input type="checkbox"/>	<input type="checkbox"/>					
		Exterior					
Body Damage	<input type="checkbox"/>	<input checked="" type="checkbox"/>	see page six (6)				
Bay Door Shocks	<input checked="" type="checkbox"/>	<input type="checkbox"/>					
Bay Door Actuators	<input checked="" type="checkbox"/>	<input type="checkbox"/>					
Bay Door Operation	<input checked="" type="checkbox"/>	<input type="checkbox"/>					
Roof Inspection	<input checked="" type="checkbox"/>	<input type="checkbox"/>					
Roof Seals	<input checked="" type="checkbox"/>	<input type="checkbox"/>					
Mirror Chrome Condition	<input type="checkbox"/>	<input type="checkbox"/>	painted				
Door Latches	<input checked="" type="checkbox"/>	<input type="checkbox"/>					
Trailer Wiring	<input checked="" type="checkbox"/>	<input type="checkbox"/>					
Rub Rails	<input type="checkbox"/>	<input type="checkbox"/>					
Side Glass	<input checked="" type="checkbox"/>	<input type="checkbox"/>					
Entrance Door Glass	<input checked="" type="checkbox"/>	<input type="checkbox"/>					
Shore Cord	<input checked="" type="checkbox"/>	<input type="checkbox"/>					
Awning Operable	<input type="checkbox"/>	<input type="checkbox"/>					
Docking Lights	<input type="checkbox"/>	<input checked="" type="checkbox"/>	two (2) front ok / tow (2) rear inoperable				
Mirror Operation	<input type="checkbox"/>	<input checked="" type="checkbox"/>	p/s head loose - no function on either mirror				
Paint Repair	<input type="checkbox"/>	<input checked="" type="checkbox"/>	see page six (6)				
	<input type="checkbox"/>	<input type="checkbox"/>					

ANNUAL VEHICLE INSPECTION REPORT

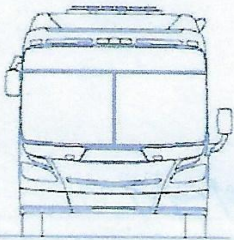
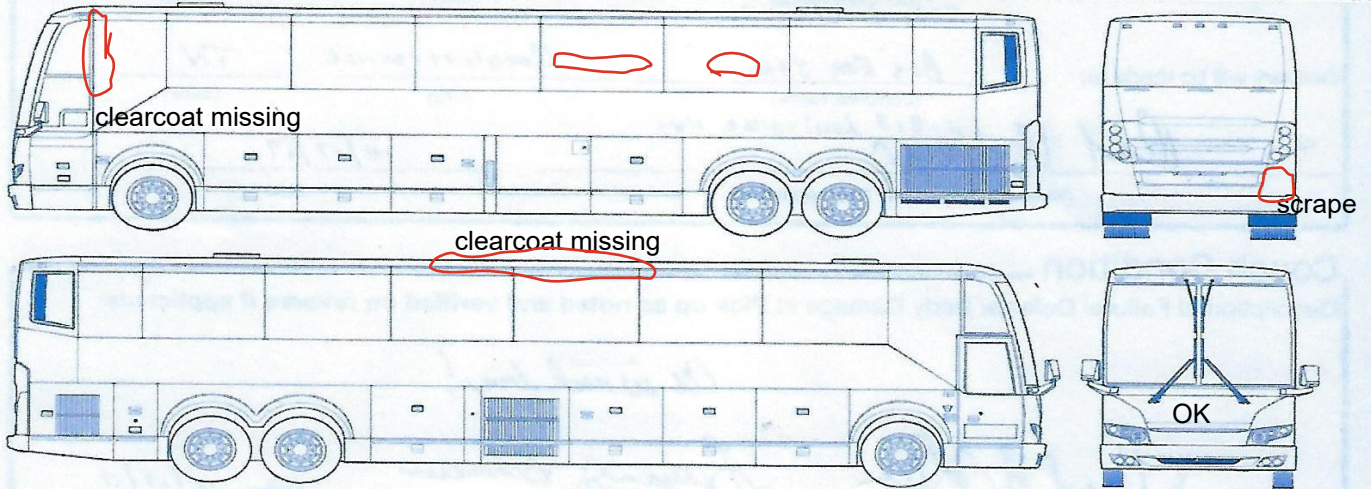
VEHICLE HISTORY RECORD	
REPORT NUMBER	FLEET UNIT NUMBER
DATE	

MOTOR CARRIER OPERATOR	INSPECTOR'S NAME (PRINT OR TYPE)
ADDRESS	THIS INSPECTOR MEETS THE QUALIFICATION REQUIREMENTS IN SECTION 396.19. <input type="checkbox"/> YES
CITY, STATE, ZIP CODE	VEHICLE IDENTIFICATION (<input checked="" type="checkbox"/> AND COMPLETE) <input type="checkbox"/> LIC. PLATE NO. <input type="checkbox"/> VIN <input type="checkbox"/> OTHER
VEHICLE TYPE <input type="checkbox"/> TRACTOR <input type="checkbox"/> TRAILER <input type="checkbox"/> TRUCK <input type="checkbox"/> BUS <input type="checkbox"/> (OTHER)	INSPECTION AGENCY/LOCATION (OPTIONAL)

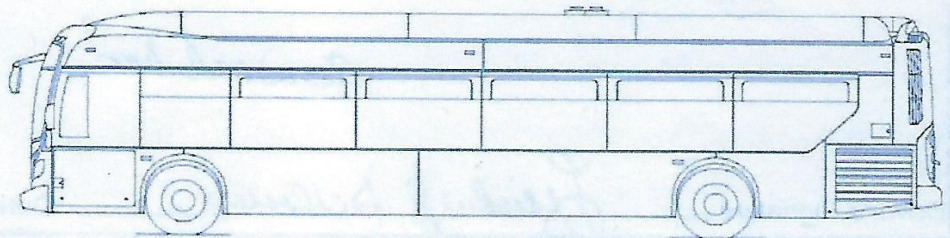
VEHICLE COMPONENTS INSPECTED											
OK	NEEDS REPAIR	REPAIRED DATE	ITEM	OK	NEEDS REPAIR	REPAIRED DATE	ITEM	OK	NEEDS REPAIR	REPAIRED DATE	ITEM
<input checked="" type="checkbox"/>			1. BRAKE SYSTEM				6. SAFE LOADING	<input checked="" type="checkbox"/>			10. TIRES
<input checked="" type="checkbox"/>			a. Service Brakes				a. Part(s) of vehicle or condition of loading such that the spare tire or any part of the load or dunnage can fall onto the roadway.	<input checked="" type="checkbox"/>			a. Tires on any steering axle of a power unit.
<input checked="" type="checkbox"/>			b. Parking Brake System				b. Protection against shifting cargo.	<input checked="" type="checkbox"/>			b. All other tires.
<input checked="" type="checkbox"/>			c. Brake Drums or Rotors	<input checked="" type="checkbox"/>			c. Container securement devices on intermodal equipment.	<input checked="" type="checkbox"/>			11. WHEELS AND RIMS
<input checked="" type="checkbox"/>			d. Brake Hose					<input checked="" type="checkbox"/>			a. Lock or Side Ring
<input checked="" type="checkbox"/>			e. Brake Tubing					<input checked="" type="checkbox"/>			b. Wheels and Rims
<input checked="" type="checkbox"/>			f. Low Pressure Warning Device	N/A				<input checked="" type="checkbox"/>			c. Fasteners
<input checked="" type="checkbox"/>			g. Tractor Protection Valve					<input checked="" type="checkbox"/>			d. Welds
<input checked="" type="checkbox"/>			h. Air Compressor	N/A							12. WINDSHIELD GLAZING
N/A			i. Electric Brakes					<input checked="" type="checkbox"/>			Requirements and exceptions as stated pertaining to any crack, discoloration or vision reducing matter (reference 393.60 for exceptions).
N/A			j. Hydraulic Brakes								13. WINDSHIELD WIPERS
N/A			k. Vacuum Systems	<input checked="" type="checkbox"/>				<input checked="" type="checkbox"/>			Any power unit that has an inoperative wiper, or missing or damaged parts that render it ineffective.
			2. COUPLING DEVICES	<input checked="" type="checkbox"/>			7. STEERING MECHANISM				14. OTHER
N/A			a. Fifth Wheels				a. Steering Wheel Free Play				List any other condition(s) which may prevent safe operation of this vehicle.
N/A			b. Pintle Hooks	<input checked="" type="checkbox"/>			b. Steering Column				clearance lights
<input checked="" type="checkbox"/>			c. Drawbar/Towbar Eye				c. Front Axle Beam and All Steering Components Other Than Steering Column				air bags
<input checked="" type="checkbox"/>			d. Drawbar/Towbar Tongue				d. Steering Gear Box	<input checked="" type="checkbox"/>			
<input checked="" type="checkbox"/>			e. Safety Devices	<input checked="" type="checkbox"/>			e. Pitman Arm				
N/A			f. Saddle-Mounts	<input checked="" type="checkbox"/>			f. Power Steering				
			3. EXHAUST SYSTEM	<input checked="" type="checkbox"/>			g. Ball and Socket Joints				
<input checked="" type="checkbox"/>			a. Exhaust system leaking forward of or directly below the driver/sleeper compartment.	<input checked="" type="checkbox"/>			h. Tie Rods and Drag Links				
<input checked="" type="checkbox"/>			b. Bus exhaust system leaking or discharging in violation of standard.	<input checked="" type="checkbox"/>			i. Nuts				
<input checked="" type="checkbox"/>			c. Exhaust system likely to burn, char, or damage the electrical wiring, fuel supply, or any combustible part of the motor vehicle.	<input checked="" type="checkbox"/>			j. Steering System				
			4. FUEL SYSTEM				8. SUSPENSION				
<input checked="" type="checkbox"/>			a. Visible leak.	<input checked="" type="checkbox"/>			a. Any U-bolt(s), spring hanger(s), or other axle positioning part(s) cracked, broken, loose or missing resulting in shifting of an axle from its normal position.				
<input checked="" type="checkbox"/>			b. Fuel tank filler cap missing.				b. Spring Assembly				
<input checked="" type="checkbox"/>			c. Fuel tank securely attached.	<input checked="" type="checkbox"/>			c. Torque, Radius or Tracking Components				
			5. LIGHTING DEVICES	<input checked="" type="checkbox"/>			9. FRAME				
<input checked="" type="checkbox"/>			All lighting devices and reflectors required by Part 393 shall be operable.	N/A			a. Frame Members				
							b. Tire and Wheel Clearance				
							c. Adjustable Axle Assemblies (Sliding Subframes)				

INSTRUCTIONS: MARK COLUMN ENTRIES TO VERIFY INSPECTION: OK, NEEDS REPAIR, NA IF ITEMS DO NOT APPLY, _____ REPAIRED DATE

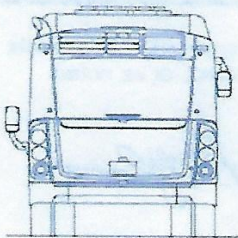
CERTIFICATION: THIS VEHICLE HAS PASSED ALL THE INSPECTION ITEMS FOR THE ANNUAL VEHICLE INSPECTION IN ACCORDANCE WITH 49 CFR PART 396.



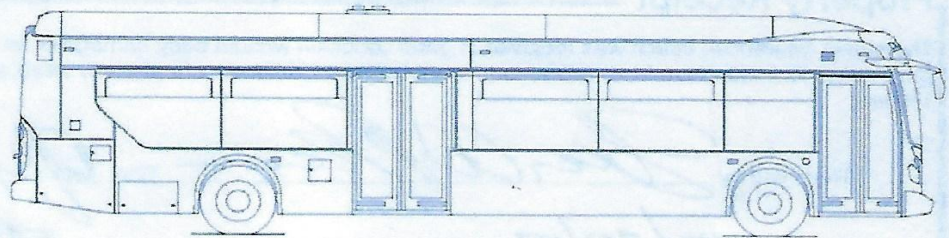
Front View



Streetside View



Rear View



Curbside View