

**Busforsale.com ~ Bus Inspection**

Today's Date	<b>3/30/2026</b>	Bus Name	<b>The JAS</b>
Yr/Make/Model	<b>1999 MCI 102EL3 E4500</b>	VIN#	<b>1M8TRPYA9XP060919</b>
Mileage	<b>761,535 / ECM 764,1123</b>	Door Code	Tech & Time:
Engine Type	<b>Detroit Series 60</b>	Transmission Type	<b>Allison B500</b>
Engine Serial #	<b>06R0511592</b>	Transmission Serial#	<b>21625</b>
			<b>Gen Hours</b> <b>2,151</b>

**DOT Compliance Items**

	OK	Repair	Technician's Notes:	Qty:	Per Piece:	Price:	Labor:
Driving Fog Lights *	<b>N/A</b>	<b>N/A</b>					
Gauge Lights *	<input type="checkbox"/>	<b>X</b>	several inoperable				
Dash Lights *	<input type="checkbox"/>	<b>X</b>	several inoperable				
ABS Light *	<input type="checkbox"/>	<b>X</b>	on				
Headlights *	<input type="checkbox"/>	<b>X</b>	p/s lens broken / p/s no headlight				
Brake Lights *	<b>X</b>	<input type="checkbox"/>					
Clearance Lights *	<input type="checkbox"/>	<b>X</b>	two (2) upper out				
Tail Lights *	<b>X</b>	<input type="checkbox"/>					
Turn Lights *	<input type="checkbox"/>	<b>X</b>	several inoperable / none on rear of coach				
Escape Hatch Operational *	<b>X</b>	<input type="checkbox"/>					
Windshield *	<input type="checkbox"/>	<b>X</b>	p/s broken				
Driver Glass *	<b>X</b>	<input type="checkbox"/>					
Windshield Wipers *	<b>X</b>	<input type="checkbox"/>					
Upper Control Arms *	<b>N/A</b>	<b>N/A</b>	straight axle				
Lower Control Arms *	<b>N/A</b>	<b>N/A</b>	straight axle				
Suspension - Front *	<b>X</b>	<input type="checkbox"/>					
Suspension - Rear *	<b>X</b>	<input type="checkbox"/>					
Power Steering *	<b>X</b>	<input type="checkbox"/>					
Exhaust System/Muffler *	<b>X</b>	<input type="checkbox"/>					

**Brakes**

Front % *	<b>X</b>	<input type="checkbox"/>	60%				
Drive % *	<b>X</b>	<input type="checkbox"/>	90%				
Tag % *	<b>X</b>	<input type="checkbox"/>	90%				
Jake Brake *	<b>X</b>	<input type="checkbox"/>					
Shock - Front *	<b>X</b>	<input type="checkbox"/>					
Shock - Rear *	<b>X</b>	<input type="checkbox"/>					

**Tires**

Front % *	<input type="checkbox"/>	<b>X</b>	14/32 14/32 - DOT 2010 - OUT OF DATE				
Drive % *	<b>X</b>	<input type="checkbox"/>	15/32 16/32 21/32 21/32 - DOT 2023-2024				
Tag % *	<b>X</b>	<input type="checkbox"/>	13/32 13/32 - DOT 2016				
Wheelseals - Front *	<b>X</b>	<input type="checkbox"/>					
Wheelseals - Rear *	<input type="checkbox"/>	<b>X</b>	p/s tag leaking				

**Seat Belts**

Driver *	<b>X</b>	<input type="checkbox"/>					
Jump *	<b>N/A</b>	<b>N/A</b>					
Passenger (if applicable) *	<b>N/A</b>	<b>N/A</b>					

**Other**

Tracking Rods	<input type="checkbox"/>	<b>X</b>	one (1) steer & two (2) drive need replaced				
Steer Axle V-Link	<input type="checkbox"/>	<b>X</b>	need replaced				
Drive Axle V-Link	<input type="checkbox"/>	<b>X</b>	need replaced				
Oil Cooler Engine	<input type="checkbox"/>	<b>X</b>	leaking				
Oil Pan Gasket	<input type="checkbox"/>	<b>X</b>	leaking				

Conversion / Bus Interior							
	OK	Repair	Technician's Notes:	Qty:	Per Piece:	Price:	Labor:
Smoke/Co2 Detector	<input type="checkbox"/>	<input type="checkbox"/>	none				
Switch Lights	<input type="checkbox"/>	<input type="checkbox"/>					
Switch Identification	<input type="checkbox"/>	<input type="checkbox"/>					
Water Pump Operation	<input type="checkbox"/>	<input type="checkbox"/>					
Fresh Water Drain	<input checked="" type="checkbox"/>	<input type="checkbox"/>					
Sewer Drain	<input checked="" type="checkbox"/>	<input type="checkbox"/>					
Air Vents Dash	<input checked="" type="checkbox"/>	<input type="checkbox"/>					
Air Vents Coach	<input type="checkbox"/>	<input type="checkbox"/>					
Driver Stereo	<input checked="" type="checkbox"/>	<input type="checkbox"/>					
BackUp Camera	<input checked="" type="checkbox"/>	<input checked="" type="checkbox"/>					
Driver Seat Operation	<input type="checkbox"/>	<input checked="" type="checkbox"/>	no air functions				
Driver Seat	<input type="checkbox"/>	<input checked="" type="checkbox"/>	cushion torn				
	<input type="checkbox"/>	<input type="checkbox"/>					

Finishes							
Tile Condition	<input type="checkbox"/>	<input type="checkbox"/>					
Laminate Condition	<input type="checkbox"/>	<input type="checkbox"/>					
Shower Operational	<input checked="" type="checkbox"/>	<input checked="" type="checkbox"/>					
Air Pocket Doors	<input checked="" type="checkbox"/>	<input checked="" type="checkbox"/>					
Pocket Doors	<input checked="" type="checkbox"/>	<input checked="" type="checkbox"/>					
Cabinet Hardware	<input type="checkbox"/>	<input type="checkbox"/>					
Ceiling Mirrors	<input type="checkbox"/>	<input checked="" type="checkbox"/>	some missing				
Shower Head	<input checked="" type="checkbox"/>	<input checked="" type="checkbox"/>					
Sink Head	<input type="checkbox"/>	<input type="checkbox"/>					
Upholstery-Front	<input type="checkbox"/>	<input checked="" type="checkbox"/>	torn				
Upholstery-Rear	<input type="checkbox"/>	<input type="checkbox"/>					
Window Tint	<input checked="" type="checkbox"/>	<input type="checkbox"/>					
Windshield Rubber	<input type="checkbox"/>	<input checked="" type="checkbox"/>	torn & missing pieces				

Fuel System							
Fuel Level	<input checked="" type="checkbox"/>	<input type="checkbox"/>					
Level Low System	<input type="checkbox"/>	<input checked="" type="checkbox"/>	ride fault on dash - stuck in high ride				

Bumpers							
Front Bumper	<input checked="" type="checkbox"/>	<input type="checkbox"/>					
Rear Bumper	<input type="checkbox"/>	<input checked="" type="checkbox"/>	missing both end clips - center damaged				

Keys							
Door Code/Keypad	<input type="checkbox"/>	<input type="checkbox"/>					
Door	<input type="checkbox"/>	<input type="checkbox"/>					
Ignition	<input checked="" type="checkbox"/>	<input type="checkbox"/>					
Engine	<input type="checkbox"/>	<input type="checkbox"/>					
Bays	<input type="checkbox"/>	<input type="checkbox"/>					
Cabinets/Interior	<input type="checkbox"/>	<input type="checkbox"/>					

Other							
Transmission	<input type="checkbox"/>	<input checked="" type="checkbox"/>	leaking in body of transmission				
P/S Steering Box	<input type="checkbox"/>	<input checked="" type="checkbox"/>	leaking fluid				
	<input type="checkbox"/>	<input type="checkbox"/>					
	<input type="checkbox"/>	<input type="checkbox"/>					
	<input type="checkbox"/>	<input type="checkbox"/>					

**Electronics / Remotes**

	OK	Repair	Technician's Notes:	Qty:	Per Piece:	Price:	Labor:
Stereo Operational-F	<input type="checkbox"/>	<input type="checkbox"/>					
Stereo Operational-R	<input type="checkbox"/>	<input type="checkbox"/>					
TV - Front	<input type="checkbox"/>	<input type="checkbox"/>					
TV - Rear	<input type="checkbox"/>	<input type="checkbox"/>					
Generator Remote Start	<input checked="" type="checkbox"/>	<input type="checkbox"/>					
Genset Batteries	<input checked="" type="checkbox"/>	<input type="checkbox"/>					
Inverter Remote	<input checked="" type="checkbox"/>	<input checked="" type="checkbox"/>					
In-Motion Satellite Locks	<input type="checkbox"/>	<input type="checkbox"/>	did not test				
Speakers Operational	<input type="checkbox"/>	<input type="checkbox"/>					
Satellite Syst. Operational	<input type="checkbox"/>	<input type="checkbox"/>	did not test				

**Switches / Gauges / Lights**

Ship to Shore Switch/Plug	<input type="checkbox"/>	<input type="checkbox"/>					
Interior Lights 12v	<input type="checkbox"/>	<input type="checkbox"/>					
Interior Lights 120v	<input type="checkbox"/>	<input type="checkbox"/>					
Light Switches	<input type="checkbox"/>	<input type="checkbox"/>					
Step Lights	<input type="checkbox"/>	<input type="checkbox"/>					
Buddy Light	<input checked="" type="checkbox"/>	<input type="checkbox"/>					
Driver Light	<input type="checkbox"/>	<input checked="" type="checkbox"/>	inoperable				
Day/Night Shades	<input type="checkbox"/>	<input checked="" type="checkbox"/>	inoperable				
Toilet	<input type="checkbox"/>	<input type="checkbox"/>					
Speedometer	<input checked="" type="checkbox"/>	<input type="checkbox"/>					
Fuel Gauge	<input checked="" type="checkbox"/>	<input type="checkbox"/>					
Temp Gauge	<input checked="" type="checkbox"/>	<input type="checkbox"/>					
Amp Gauge	<input checked="" type="checkbox"/>	<input checked="" type="checkbox"/>					
Volt Gauge	<input checked="" type="checkbox"/>	<input type="checkbox"/>					
DC Volt Gauge	<input checked="" type="checkbox"/>	<input checked="" type="checkbox"/>					

**Operations**

Roof Vent Fans	<input type="checkbox"/>	<input type="checkbox"/>					
Roof/CruiseAir Operational	<input type="checkbox"/>	<input type="checkbox"/>					
Roof/Cruise Air Filters	<input type="checkbox"/>	<input type="checkbox"/>					
Hot Water Heater	<input type="checkbox"/>	<input type="checkbox"/>					
Step Slide Operational	<input checked="" type="checkbox"/>	<input checked="" type="checkbox"/>					
Webasto	<input type="checkbox"/>	<input type="checkbox"/>					
Toe Kick Heaters	<input type="checkbox"/>	<input type="checkbox"/>					
Heat Pumps	<input type="checkbox"/>	<input type="checkbox"/>					
Fan Clutch	<input checked="" type="checkbox"/>	<input type="checkbox"/>					
City/Air Horn	<input checked="" type="checkbox"/>	<input type="checkbox"/>					
A/C Air Tank	<input type="checkbox"/>	<input type="checkbox"/>					
Alignment	<input checked="" type="checkbox"/>	<input type="checkbox"/>					

**Bunks**

Bunk Lights	<input type="checkbox"/>	<input type="checkbox"/>					
Condo Curtains	<input type="checkbox"/>	<input type="checkbox"/>					
Bunk Curtains	<input type="checkbox"/>	<input type="checkbox"/>					
Mattresses	<input type="checkbox"/>	<input type="checkbox"/>					
Bunk TV's	<input type="checkbox"/>	<input type="checkbox"/>					

Engine & Mechanical							
	OK	Repair	Technician's Notes:	Qty:	Per Piece:	Price:	Labor:
ECM Codes	<input type="checkbox"/>	<input type="checkbox"/>					
House Alternator Charge	<input type="checkbox"/>	<input type="checkbox"/>					
Drive AC Operational	<input type="checkbox"/>	<input checked="" type="checkbox"/>	no freon				
Coach AC Operational	<input type="checkbox" value="N/A"/>	<input type="checkbox" value="N/A"/>					
Coach AC Components	<input checked="" type="checkbox"/>	<input type="checkbox"/>					
HVAC Motor Brushes	<input checked="" type="checkbox"/>	<input type="checkbox"/>					
House Batteries	<input type="checkbox"/>	<input checked="" type="checkbox"/>	need replaced				
Chassis Batteries	<input checked="" type="checkbox"/>	<input type="checkbox"/>					
Radiator Condition	<input checked="" type="checkbox"/>	<input type="checkbox"/>					
Belt Condition	<input type="checkbox"/>	<input checked="" type="checkbox"/>	needs all belts & alt belt tensioner/ d/s #2 broke	cable			
Charge Air Cooler	<input type="checkbox"/>	<input checked="" type="checkbox"/>	deteriorating - missing fins				
Airbags	<input checked="" type="checkbox"/>	<input type="checkbox"/>					
Transmission Seal	<input type="checkbox"/>	<input checked="" type="checkbox"/>	leaking				
Rear Main Seal	<input type="checkbox"/>	<input checked="" type="checkbox"/>	leaking				
Pinion Seal	<input checked="" type="checkbox"/>	<input type="checkbox"/>					
Mitre Box Seals	<input type="checkbox" value="N/A"/>	<input type="checkbox" value="N/A"/>					
50DN Seals	<input type="checkbox"/>	<input checked="" type="checkbox"/>	leaking				
Charging	<input checked="" type="checkbox"/>	<input type="checkbox"/>					
Mitre Box Dipstick	<input type="checkbox" value="N/A"/>	<input type="checkbox" value="N/A"/>					
Oil Dipstick	<input checked="" type="checkbox"/>	<input type="checkbox"/>					
Trans Dipstick	<input checked="" type="checkbox"/>	<input type="checkbox"/>					
Differential Oil	<input checked="" type="checkbox"/>	<input type="checkbox"/>					
Coolant Level	<input checked="" type="checkbox"/>	<input type="checkbox"/>					
Transmission Fluid Level	<input checked="" type="checkbox"/>	<input type="checkbox"/>					
Motor Oil Level	<input checked="" type="checkbox"/>	<input type="checkbox"/>					
Power Steering Level	<input checked="" type="checkbox"/>	<input type="checkbox"/>					
Tail Gate	<input type="checkbox"/>	<input checked="" type="checkbox"/>	need shocks				
	<input type="checkbox"/>	<input type="checkbox"/>					
Exterior							
Body Damage	<input type="checkbox"/>	<input checked="" type="checkbox"/>	see page six (6)				
Bay Door Shocks	<input type="checkbox"/>	<input checked="" type="checkbox"/>	several cables broken / one (1) missing				
Bay Door Actuators	<input type="checkbox"/>	<input checked="" type="checkbox"/>	all inoperable				
Bay Door Operation	<input type="checkbox"/>	<input checked="" type="checkbox"/>	p/s - #1 door no handle - #2 door broken cables				
Roof Inspection	<input checked="" type="checkbox"/>	<input type="checkbox"/>					
Roof Seals	<input checked="" type="checkbox"/>	<input type="checkbox"/>					
Mirror Chrome Condition	<input type="checkbox"/>	<input type="checkbox"/>	painted				
Door Latches	<input checked="" type="checkbox"/>	<input type="checkbox"/>					
Trailer Wiring	<input checked="" type="checkbox"/>	<input type="checkbox"/>					
Rub Rails	<input type="checkbox"/>	<input checked="" type="checkbox"/>	see page six (6)				
Side Glass	<input type="checkbox"/>	<input checked="" type="checkbox"/>	needs four (4)				
Entrance Door Glass	<input checked="" type="checkbox"/>	<input type="checkbox"/>					
Shore Cord	<input type="checkbox"/>	<input type="checkbox"/>					
Awning Operable	<input type="checkbox" value="N/A"/>	<input type="checkbox" value="N/A"/>					
Docking Lights	<input type="checkbox"/>	<input checked="" type="checkbox"/>	both d/s inoperable				
Mirror Operation	<input type="checkbox"/>	<input checked="" type="checkbox"/>	all mirrors inoperable (convex mirror taped on)				
Paint Repair	<input type="checkbox"/>	<input checked="" type="checkbox"/>	see page six (6)				
	<input type="checkbox"/>	<input type="checkbox"/>					

**ANNUAL VEHICLE INSPECTION REPORT**

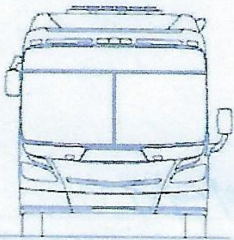
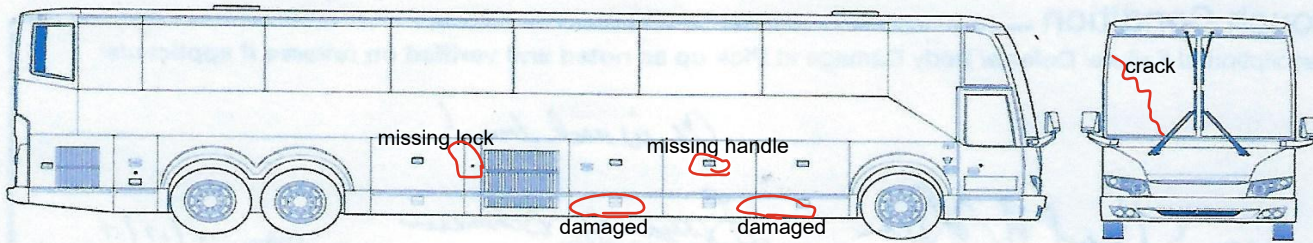
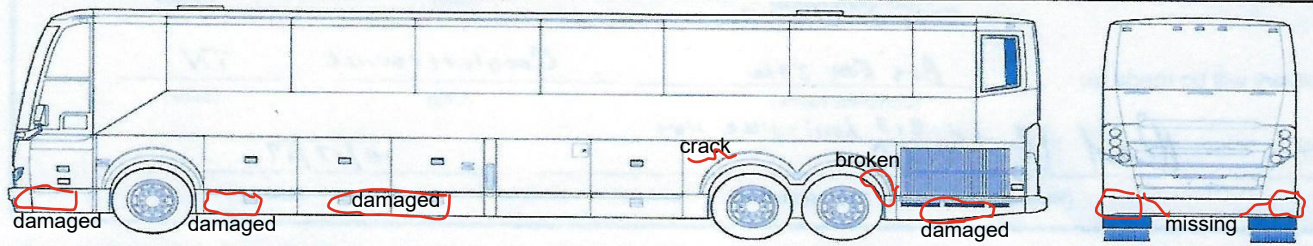
VEHICLE HISTORY RECORD	
REPORT NUMBER	FLEET UNIT NUMBER
DATE	

MOTOR CARRIER OPERATOR	INSPECTOR'S NAME (PRINT OR TYPE)
ADDRESS	THIS INSPECTOR MEETS THE QUALIFICATION REQUIREMENTS IN SECTION 396.19. <input type="checkbox"/> YES
CITY, STATE, ZIP CODE	VEHICLE IDENTIFICATION ( <input checked="" type="checkbox"/> AND COMPLETE) <input type="checkbox"/> LIC. PLATE NO. <input type="checkbox"/> VIN <input type="checkbox"/> OTHER
VEHICLE TYPE <input type="checkbox"/> TRACTOR <input type="checkbox"/> TRAILER <input type="checkbox"/> TRUCK <input type="checkbox"/> BUS <input type="checkbox"/> (OTHER)	INSPECTION AGENCY/LOCATION (OPTIONAL)

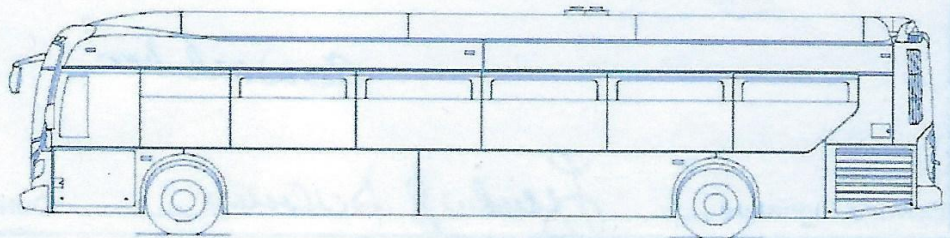
VEHICLE COMPONENTS INSPECTED											
OK	NEEDS REPAIR	REPAIRED DATE	ITEM	OK	NEEDS REPAIR	REPAIRED DATE	ITEM	OK	NEEDS REPAIR	REPAIRED DATE	ITEM
<input checked="" type="checkbox"/>			<b>1. BRAKE SYSTEM</b>				<b>6. SAFE LOADING</b>	<input checked="" type="checkbox"/>			<b>10. TIRES</b>
<input checked="" type="checkbox"/>			a. Service Brakes				a. Part(s) of vehicle or condition of loading such that the spare tire or any part of the load or dunnage can fall onto the roadway.	<input checked="" type="checkbox"/>			a. Tires on any steering axle of a power unit.
<input checked="" type="checkbox"/>			b. Parking Brake System	<input checked="" type="checkbox"/>			b. Protection against shifting cargo.	<input checked="" type="checkbox"/>			b. All other tires.
<input checked="" type="checkbox"/>			c. Brake Drums or Rotors				c. Container securement devices on intermodal equipment.	N/A			<b>11. WHEELS AND RIMS</b>
<input checked="" type="checkbox"/>			d. Brake Hose					<input checked="" type="checkbox"/>			a. Lock or Side Ring
<input checked="" type="checkbox"/>			e. Brake Tubing					<input checked="" type="checkbox"/>			b. Wheels and Rims
<input checked="" type="checkbox"/>			f. Low Pressure Warning Device	N/A				<input checked="" type="checkbox"/>			c. Fasteners
<input checked="" type="checkbox"/>			g. Tractor Protection Valve					N/A			d. Welds
<input checked="" type="checkbox"/>			h. Air Compressor								<b>12. WINDSHIELD GLAZING</b>
N/A			i. Electric Brakes					<input checked="" type="checkbox"/>			Requirements and exceptions as stated pertaining to any crack, discoloration or vision reducing matter (reference 393.60 for exceptions).
N/A			j. Hydraulic Brakes								<b>13. WINDSHIELD WIPERS</b>
N/A			k. Vacuum Systems	<input checked="" type="checkbox"/>				<input checked="" type="checkbox"/>			Any power unit that has an inoperative wiper, or missing or damaged parts that render it ineffective.
			<b>2. COUPLING DEVICES</b>	<input checked="" type="checkbox"/>			<b>7. STEERING MECHANISM</b>				<b>14. OTHER</b>
N/A			a. Fifth Wheels				a. Steering Wheel Free Play				List any other condition(s) which may prevent safe operation of this vehicle.
N/A			b. Pintle Hooks				b. Steering Column				lights
N/A			c. Drawbar/Towbar Eye	<input checked="" type="checkbox"/>			c. Front Axle Beam and All Steering Components Other Than Steering Column				tracking rods
<input checked="" type="checkbox"/>			d. Drawbar/Towbar Tongue				d. Steering Gear Box				v-links
<input checked="" type="checkbox"/>			e. Safety Devices		<input checked="" type="checkbox"/>		e. Pitman Arm				tires
N/A			f. Saddle-Mounts	<input checked="" type="checkbox"/>			f. Power Steering				windshield
			<b>3. EXHAUST SYSTEM</b>	<input checked="" type="checkbox"/>			g. Ball and Socket Joints				steering gear box (leaking
<input checked="" type="checkbox"/>			a. Exhaust system leaking forward of or directly below the driver/sleeper compartment.				h. Tie Rods and Drag Links				
<input checked="" type="checkbox"/>			b. Bus exhaust system leaking or discharging in violation of standard.				i. Nuts				
<input checked="" type="checkbox"/>			c. Exhaust system likely to burn, char, or damage the electrical wiring, fuel supply, or any combustible part of the motor vehicle.		<input checked="" type="checkbox"/>		j. Steering System				
			<b>4. FUEL SYSTEM</b>	<input checked="" type="checkbox"/>			<b>8. SUSPENSION</b>				
<input checked="" type="checkbox"/>			a. Visible leak.				a. Any U-bolt(s), spring hanger(s), or other axle positioning part(s) cracked, broken, loose or missing resulting in shifting of an axle from its normal position.				
<input checked="" type="checkbox"/>			b. Fuel tank filler cap missing.				b. Spring Assembly				
<input checked="" type="checkbox"/>			c. Fuel tank securely attached.		<input checked="" type="checkbox"/>		c. Torque, Radius or Tracking Components				
			<b>5. LIGHTING DEVICES</b>	<input checked="" type="checkbox"/>			<b>9. FRAME</b>				
<input checked="" type="checkbox"/>			All lighting devices and reflectors required by Part 393 shall be operable.				a. Frame Members				
				N/A			b. Tire and Wheel Clearance				
							c. Adjustable Axle Assemblies (Sliding Subframes)				

INSTRUCTIONS: MARK COLUMN ENTRIES TO VERIFY INSPECTION:  OK,  NEEDS REPAIR,  NA IF ITEMS DO NOT APPLY, \_\_\_\_\_ REPAIRED DATE

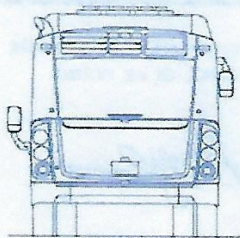
CERTIFICATION: THIS VEHICLE HAS PASSED ALL THE INSPECTION ITEMS FOR THE ANNUAL VEHICLE INSPECTION IN ACCORDANCE WITH 49 CFR PART 396.



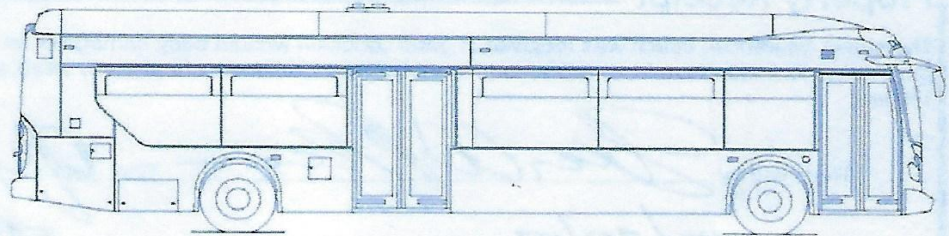
Front View



Streetside View



Rear View



Curbside View