

Busforsale.com ~ Bus Inspection

Today's Date	3/31/2026	Bus Name	Empire
Yr/Make/Model	2005 Prevost XLII	VIN#	2PCW3349761028791
Mileage	73,599 / ecm 73,599	Door Code	Tech & Time:
Engine Type	Detroit Series 60	Transmission Type	Allison Auto B500 Generator Gen Hours
Engine Serial #	06R0850369	Transmission Serial#	6610170379 2203 / 2350

DOT Compliance Items

	OK	Repair	Technician's Notes:	Qty:	Per Piece:	Price:	Labor:
Driving Fog Lights *	<input checked="" type="checkbox"/>	<input type="checkbox"/>					
Gauge Lights *	<input checked="" type="checkbox"/>	<input type="checkbox"/>					
Dash Lights *	<input checked="" type="checkbox"/>	<input type="checkbox"/>					
ABS Light *	<input checked="" type="checkbox"/>	<input type="checkbox"/>					
Headlights *	<input checked="" type="checkbox"/>	<input type="checkbox"/>					
Brake Lights *	<input checked="" type="checkbox"/>	<input type="checkbox"/>					
Clearance Lights *	<input checked="" type="checkbox"/>	<input type="checkbox"/>					
Tail Lights *	<input checked="" type="checkbox"/>	<input type="checkbox"/>					
Turn Lights *	<input checked="" type="checkbox"/>	<input type="checkbox"/>					
Escape Hatch Operational *	<input type="checkbox"/>	<input type="checkbox"/>					
Windshield *	<input checked="" type="checkbox"/>	<input type="checkbox"/>					
Driver Glass *	<input checked="" type="checkbox"/>	<input type="checkbox"/>					
Windshield Wipers *	<input checked="" type="checkbox"/>	<input type="checkbox"/>					
Upper Control Arms *	<input type="checkbox"/>	<input checked="" type="checkbox"/>	both upper seals leaking				
Lower Control Arms *	<input type="checkbox"/>	<input checked="" type="checkbox"/>	p/s lower bent				
Suspension - Front *	<input type="checkbox"/>	<input checked="" type="checkbox"/>	needs all steering rods				
Suspension - Rear *	<input checked="" type="checkbox"/>	<input type="checkbox"/>					
Power Steering *	<input type="checkbox"/>	<input checked="" type="checkbox"/>	line to the pump leaking				
Exhaust System/Muffler *	<input checked="" type="checkbox"/>	<input type="checkbox"/>					

Brakes

Front % *	<input checked="" type="checkbox"/>	<input type="checkbox"/>	60%				
Drive % *	<input checked="" type="checkbox"/>	<input type="checkbox"/>	80%				
Tag % *	<input checked="" type="checkbox"/>	<input type="checkbox"/>	80%				
Jake Brake *	<input type="checkbox"/>	<input type="checkbox"/>					
Shock - Front *	<input checked="" type="checkbox"/>	<input type="checkbox"/>					
Shock - Rear *	<input checked="" type="checkbox"/>	<input type="checkbox"/>					

Tires

Front % *	<input checked="" type="checkbox"/>	<input type="checkbox"/>	19/32 19/32 - dot 2020				
Drive % *	<input checked="" type="checkbox"/>	<input type="checkbox"/>	14/32 14/32 - dot 2020				
Tag % *	<input checked="" type="checkbox"/>	<input type="checkbox"/>	18/32 18/32 - dot 2020				
Wheelseals - Front *	<input checked="" type="checkbox"/>	<input type="checkbox"/>					
Wheelseals - Rear *	<input checked="" type="checkbox"/>	<input type="checkbox"/>					

Seat Belts

Driver *	<input checked="" type="checkbox"/>	<input type="checkbox"/>					
Jump *	<input checked="" type="checkbox"/>	<input type="checkbox"/>					
Passenger (if applicable) *	<input type="checkbox"/>	<input type="checkbox"/>					

Other

Sway Bar Links	<input type="checkbox"/>	<input checked="" type="checkbox"/>	needs two (2)				
	<input type="checkbox"/>	<input type="checkbox"/>					
	<input type="checkbox"/>	<input type="checkbox"/>					
	<input type="checkbox"/>	<input type="checkbox"/>					
	<input type="checkbox"/>	<input type="checkbox"/>					

Conversion / Bus Interior							
	OK	Repair	Technician's Notes:	Qty:	Per Piece:	Price:	Labor:
Smoke/Co2 Detector	<input type="checkbox"/>	<input type="checkbox"/>					
Switch Lights	<input type="checkbox"/>	<input type="checkbox"/>					
Switch Identification	<input type="checkbox"/>	<input type="checkbox"/>					
Water Pump Operation	<input type="checkbox"/>	<input type="checkbox"/>					
Fresh Water Drain	<input checked="" type="checkbox"/>	<input type="checkbox"/>					
Sewer Drain	<input type="checkbox"/>	<input type="checkbox"/>					
Air Vents Dash	<input type="checkbox"/>	<input type="checkbox"/>					
Air Vents Coach	<input type="checkbox"/>	<input type="checkbox"/>					
Driver Stereo	<input checked="" type="checkbox"/>	<input type="checkbox"/>					
BackUp Camera	<input type="checkbox"/>	<input type="checkbox"/>					
Driver Seat Operation	<input type="checkbox"/>	<input type="checkbox"/>					
Driver Seat	<input checked="" type="checkbox"/>	<input type="checkbox"/>					
	<input type="checkbox"/>	<input type="checkbox"/>					

Finishes							
Tile Condition	<input checked="" type="checkbox"/>	<input type="checkbox"/>					
Laminate Condition	<input type="checkbox"/>	<input type="checkbox"/>					
Shower Operational	<input checked="" type="checkbox"/>	<input type="checkbox"/>					
Air Pocket Doors	<input type="checkbox"/>	<input type="checkbox"/>					
Pocket Doors	<input checked="" type="checkbox"/>	<input type="checkbox"/>					
Cabinet Hardware	<input checked="" type="checkbox"/>	<input type="checkbox"/>					
Ceiling Mirrors	<input checked="" type="checkbox"/>	<input type="checkbox"/>					
Shower Head	<input checked="" type="checkbox"/>	<input type="checkbox"/>					
Sink Head	<input checked="" type="checkbox"/>	<input type="checkbox"/>					
Upholstery-Front	<input checked="" type="checkbox"/>	<input type="checkbox"/>					
Upholstery-Rear	<input checked="" type="checkbox"/>	<input type="checkbox"/>					
Window Tint	<input checked="" type="checkbox"/>	<input type="checkbox"/>					
Windshield Rubber	<input checked="" type="checkbox"/>	<input type="checkbox"/>					

Fuel System							
Fuel Level	<input checked="" type="checkbox"/>	<input type="checkbox"/>					
Level Low System	<input checked="" type="checkbox"/>	<input type="checkbox"/>					

Bumpers							
Front Bumper	<input type="checkbox"/>	<input checked="" type="checkbox"/>	d/s damaged				
Rear Bumper	<input checked="" type="checkbox"/>	<input type="checkbox"/>					

Keys							
Door Code/Keypad	<input checked="" type="checkbox"/>	<input type="checkbox"/>					
Door	<input checked="" type="checkbox"/>	<input type="checkbox"/>					
Ignition	<input checked="" type="checkbox"/>	<input type="checkbox"/>					
Engine	<input checked="" type="checkbox"/>	<input type="checkbox"/>					
Bays	<input checked="" type="checkbox"/>	<input type="checkbox"/>					
Cabinets/Interior	<input type="checkbox"/>	<input type="checkbox"/>					

Other							
Shore Cord Cover	<input type="checkbox"/>	<input checked="" type="checkbox"/>	broken - needs re-attached				
	<input type="checkbox"/>	<input type="checkbox"/>					
	<input type="checkbox"/>	<input type="checkbox"/>					
	<input type="checkbox"/>	<input type="checkbox"/>					
	<input type="checkbox"/>	<input type="checkbox"/>					
	<input type="checkbox"/>	<input type="checkbox"/>					

Electronics / Remotes

	OK	Repair	Technician's Notes:	Qty:	Per Piece:	Price:	Labor:
Stereo Operational-F	<input type="checkbox"/>	<input type="checkbox"/>					
Stereo Operational-R	<input type="checkbox"/>	<input type="checkbox"/>					
TV - Front	<input type="checkbox"/>	<input type="checkbox"/>					
TV - Rear	<input type="checkbox"/>	<input type="checkbox"/>					
Generator Remote Start	<input type="checkbox"/>	<input checked="" type="checkbox"/>	will not start up top				
Genset Batteries	<input type="checkbox"/>	<input checked="" type="checkbox"/>	very low				
Inverter Remote	<input checked="" type="checkbox"/>	<input type="checkbox"/>					
In-Motion Satellite Locks	<input type="checkbox"/>	<input type="checkbox"/>					
Speakers Operational	<input type="checkbox"/>	<input type="checkbox"/>					
Satellite Syst. Operational	<input type="checkbox"/>	<input type="checkbox"/>					

Switches / Gauges / Lights

Ship to Shore Switch/Plug	<input checked="" type="checkbox"/>	<input type="checkbox"/>					
Interior Lights 12v	<input checked="" type="checkbox"/>	<input type="checkbox"/>					
Interior Lights 120v	<input checked="" type="checkbox"/>	<input type="checkbox"/>					
Light Switches	<input checked="" type="checkbox"/>	<input type="checkbox"/>					
Step Lights	<input checked="" type="checkbox"/>	<input type="checkbox"/>					
Buddy Light	<input type="checkbox"/>	<input type="checkbox"/>					
Driver Light	<input type="checkbox"/>	<input type="checkbox"/>					
Day/Night Shades	<input type="checkbox"/>	<input type="checkbox"/>					
Toilet	<input checked="" type="checkbox"/>	<input type="checkbox"/>					
Speedometer	<input checked="" type="checkbox"/>	<input type="checkbox"/>					
Fuel Gauge	<input checked="" type="checkbox"/>	<input type="checkbox"/>					
Temp Gauge	<input checked="" type="checkbox"/>	<input type="checkbox"/>					
Amp Gauge	<input checked="" type="checkbox"/>	<input type="checkbox"/>					
Volt Gauge	<input type="checkbox"/>	<input type="checkbox"/>					
DC Volt Gauge	<input type="checkbox"/>	<input type="checkbox"/>					

Operations

Roof Vent Fans	<input type="checkbox"/>	<input type="checkbox"/>					
Roof/CruiseAir Operational	<input type="checkbox"/>	<input type="checkbox"/>					
Roof/Cruise Air Filters	<input type="checkbox"/>	<input type="checkbox"/>					
Hot Water Heater	<input type="checkbox"/>	<input type="checkbox"/>					
Step Slide Operational	<input type="checkbox"/>	<input type="checkbox"/>					
Webasto	<input type="checkbox"/>	<input type="checkbox"/>					
Toe Kick Heaters	<input type="checkbox"/>	<input type="checkbox"/>					
Heat Pumps	<input type="checkbox"/>	<input type="checkbox"/>					
Fan Clutch	<input checked="" type="checkbox"/>	<input type="checkbox"/>					
City/Air Horn	<input checked="" type="checkbox"/>	<input type="checkbox"/>					
A/C Air Tank	<input type="checkbox"/>	<input type="checkbox"/>					
Alignment	<input type="checkbox"/>	<input checked="" type="checkbox"/>	needs front end alignment				

Bunks

Bunk Lights	<input type="checkbox"/>	<input type="checkbox"/>					
Condo Curtains	<input type="checkbox"/>	<input type="checkbox"/>					
Bunk Curtains	<input type="checkbox"/>	<input type="checkbox"/>					
Mattresses	<input type="checkbox"/>	<input type="checkbox"/>					
Bunk TV's	<input type="checkbox"/>	<input type="checkbox"/>					

Engine & Mechanical			Technician's Notes:	Qty:	Per Piece:	Price:	Labor:
	OK	Repair					
ECM Codes	<input type="checkbox"/>	<input type="checkbox"/>					
House Alternator Charge	<input checked="" type="checkbox"/>	<input type="checkbox"/>					
Drive AC Operational	<input checked="" type="checkbox"/>	<input type="checkbox"/>					
Coach AC Operational	<input type="checkbox" value="N/A"/>	<input type="checkbox" value="N/A"/>					
Coach AC Components	<input type="checkbox" value="N/A"/>	<input type="checkbox" value="N/A"/>					
HVAC Motor Brushes	<input checked="" type="checkbox"/>	<input type="checkbox"/>					
House Batteries	<input checked="" type="checkbox"/>	<input type="checkbox"/>					
Chassis Batteries	<input checked="" type="checkbox"/>	<input type="checkbox"/>					
Radiator Condition	<input checked="" type="checkbox"/>	<input type="checkbox"/>					
Belt Condition	<input checked="" type="checkbox"/>	<input type="checkbox"/>					
Charge Air Cooler	<input checked="" type="checkbox"/>	<input type="checkbox"/>					
Airbags	<input checked="" type="checkbox"/>	<input type="checkbox"/>					
Transmission Seal	<input checked="" type="checkbox"/>	<input type="checkbox"/>					
Rear Main Seal	<input checked="" type="checkbox"/>	<input type="checkbox"/>					
Pinion Seal	<input checked="" type="checkbox"/>	<input type="checkbox"/>					
Mitre Box Seals	<input checked="" type="checkbox"/>	<input type="checkbox"/>					
50DN Seals	<input checked="" type="checkbox"/>	<input type="checkbox"/>					
Charging	<input checked="" type="checkbox"/>	<input type="checkbox"/>					
Mitre Box Dipstick	<input checked="" type="checkbox"/>	<input type="checkbox"/>					
Oil Dipstick	<input checked="" type="checkbox"/>	<input type="checkbox"/>					
Trans Dipstick	<input checked="" type="checkbox"/>	<input type="checkbox"/>					
Differential Oil	<input checked="" type="checkbox"/>	<input type="checkbox"/>					
Coolant Level	<input checked="" type="checkbox"/>	<input type="checkbox"/>					
Transmission Fluid Level	<input checked="" type="checkbox"/>	<input type="checkbox"/>					
Motor Oil Level	<input checked="" type="checkbox"/>	<input type="checkbox"/>					
Power Steering Level	<input checked="" type="checkbox"/>	<input type="checkbox"/>					
	<input type="checkbox"/>	<input type="checkbox"/>					
	<input type="checkbox"/>	<input type="checkbox"/>					
Exterior							
Body Damage	<input type="checkbox"/>	<input checked="" type="checkbox"/>	see page six (6) - d/s paint peeling				
Bay Door Shocks	<input checked="" type="checkbox"/>	<input type="checkbox"/>					
Bay Door Actuators	<input checked="" type="checkbox"/>	<input type="checkbox"/>					
Bay Door Operation	<input checked="" type="checkbox"/>	<input type="checkbox"/>					
Roof Inspection	<input checked="" type="checkbox"/>	<input type="checkbox"/>					
Roof Seals	<input checked="" type="checkbox"/>	<input type="checkbox"/>					
Mirror Chrome Condition	<input checked="" type="checkbox"/>	<input type="checkbox"/>					
Door Latches	<input checked="" type="checkbox"/>	<input type="checkbox"/>					
Trailer Wiring	<input checked="" type="checkbox"/>	<input type="checkbox"/>					
Rub Rails	<input checked="" type="checkbox"/>	<input type="checkbox"/>					
Side Glass	<input checked="" type="checkbox"/>	<input type="checkbox"/>					
Entrance Door Glass	<input checked="" type="checkbox"/>	<input type="checkbox"/>					
Shore Cord	<input checked="" type="checkbox"/>	<input type="checkbox"/>					
Awning Operable	<input checked="" type="checkbox"/>	<input type="checkbox"/>					
Docking Lights	<input checked="" type="checkbox"/>	<input type="checkbox"/>					
Mirror Operation	<input checked="" type="checkbox"/>	<input type="checkbox"/>					
Paint Repair	<input type="checkbox"/>	<input checked="" type="checkbox"/>	see page six (6)				
	<input type="checkbox"/>	<input type="checkbox"/>					

ANNUAL VEHICLE INSPECTION REPORT

VEHICLE HISTORY RECORD	
REPORT NUMBER	FLEET UNIT NUMBER
DATE	

MOTOR CARRIER OPERATOR	INSPECTOR'S NAME (PRINT OR TYPE)
ADDRESS	THIS INSPECTOR MEETS THE QUALIFICATION REQUIREMENTS IN SECTION 396.19. <input type="checkbox"/> YES
CITY, STATE, ZIP CODE	VEHICLE IDENTIFICATION (<input checked="" type="checkbox"/> AND COMPLETE) <input type="checkbox"/> LIC. PLATE NO. <input type="checkbox"/> VIN <input type="checkbox"/> OTHER
VEHICLE TYPE <input type="checkbox"/> TRACTOR <input type="checkbox"/> TRAILER <input type="checkbox"/> TRUCK <input type="checkbox"/> BUS <input type="checkbox"/> (OTHER)	INSPECTION AGENCY/LOCATION (OPTIONAL)

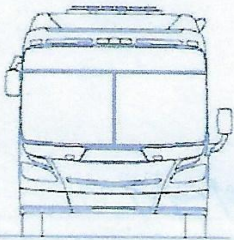
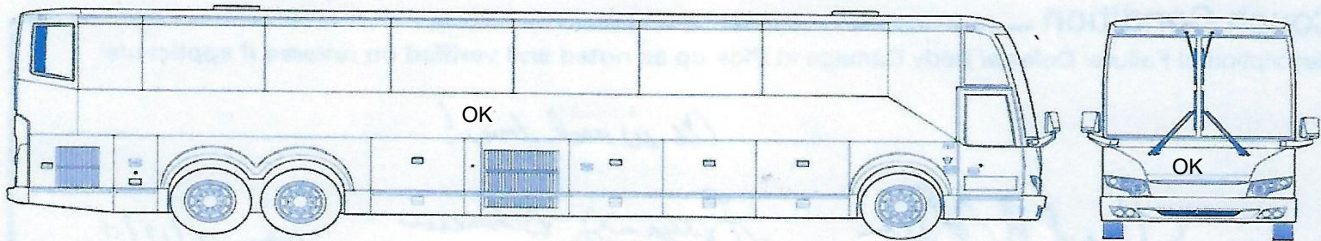
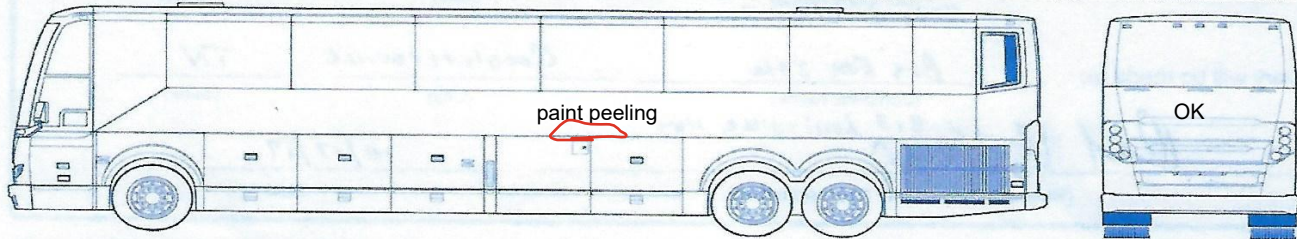
VEHICLE COMPONENTS INSPECTED											
OK	NEEDS REPAIR	REPAIRED DATE	ITEM	OK	NEEDS REPAIR	REPAIRED DATE	ITEM	OK	NEEDS REPAIR	REPAIRED DATE	ITEM
<input checked="" type="checkbox"/>			1. BRAKE SYSTEM				6. SAFE LOADING	<input checked="" type="checkbox"/>			10. TIRES
<input checked="" type="checkbox"/>			a. Service Brakes				a. Part(s) of vehicle or condition of loading such that the spare tire or any part of the load or dunnage can fall onto the roadway.	<input checked="" type="checkbox"/>			a. Tires on any steering axle of a power unit.
<input checked="" type="checkbox"/>			b. Parking Brake System	<input checked="" type="checkbox"/>			b. Protection against shifting cargo.	<input checked="" type="checkbox"/>			b. All other tires.
<input checked="" type="checkbox"/>			c. Brake Drums or Rotors				c. Container securement devices on intermodal equipment.	N/A			11. WHEELS AND RIMS
<input checked="" type="checkbox"/>			d. Brake Hose					<input checked="" type="checkbox"/>			a. Lock or Side Ring
<input checked="" type="checkbox"/>			e. Brake Tubing					<input checked="" type="checkbox"/>			b. Wheels and Rims
<input checked="" type="checkbox"/>			f. Low Pressure Warning Device	N/A				<input checked="" type="checkbox"/>			c. Fasteners
<input checked="" type="checkbox"/>			g. Tractor Protection Valve					N/A			d. Welds
<input checked="" type="checkbox"/>			h. Air Compressor								12. WINDSHIELD GLAZING
N/A			i. Electric Brakes					<input checked="" type="checkbox"/>			Requirements and exceptions as stated pertaining to any crack, discoloration or vision reducing matter (reference 393.60 for exceptions).
N/A			j. Hydraulic Brakes								13. WINDSHIELD WIPERS
N/A			k. Vacuum Systems	<input checked="" type="checkbox"/>			7. STEERING MECHANISM	<input checked="" type="checkbox"/>			Any power unit that has an inoperative wiper, or missing or damaged parts that render it ineffective.
			2. COUPLING DEVICES	<input checked="" type="checkbox"/>			a. Steering Wheel Free Play				14. OTHER
N/A			a. Fifth Wheels				b. Steering Column				List any other condition(s) which may prevent safe operation of this vehicle.
N/A			b. Pintle Hooks	<input checked="" type="checkbox"/>			c. Front Axle Beam and All Steering Components Other Than Steering Column				Fifth Rods
<input checked="" type="checkbox"/>			c. Drawbar/Towbar Eye				d. Steering Gear Box	<input checked="" type="checkbox"/>			Tie Rods
<input checked="" type="checkbox"/>			d. Drawbar/Towbar Tongue				e. Pitman Arm				Drag Link
<input checked="" type="checkbox"/>			e. Safety Devices	<input checked="" type="checkbox"/>			f. Power Steering				Upper Control Arms
<input checked="" type="checkbox"/>			f. Saddle-Mounts	<input checked="" type="checkbox"/>			g. Ball and Socket Joints				Lower Control Arms
			3. EXHAUST SYSTEM	<input checked="" type="checkbox"/>			h. Tie Rods and Drag Links				Sway Bar Links
<input checked="" type="checkbox"/>			a. Exhaust system leaking forward of or directly below the driver/sleeper compartment.				i. Nuts				
			b. Bus exhaust system leaking or discharging in violation of standard.				j. Steering System				
<input checked="" type="checkbox"/>			c. Exhaust system likely to burn, char, or damage the electrical wiring, fuel supply, or any combustible part of the motor vehicle.				8. SUSPENSION				
							a. Any U-bolt(s), spring hanger(s), or other axle positioning part(s) cracked, broken, loose or missing resulting in shifting of an axle from its normal position.				
							b. Spring Assembly				
							c. Torque, Radius or Tracking Components				
							9. FRAME				
<input checked="" type="checkbox"/>			4. FUEL SYSTEM				a. Frame Members				
<input checked="" type="checkbox"/>			a. Visible leak.				b. Tire and Wheel Clearance				
<input checked="" type="checkbox"/>			b. Fuel tank filler cap missing.				c. Adjustable Axle Assemblies (Sliding Subframes)				
<input checked="" type="checkbox"/>			c. Fuel tank securely attached.	<input checked="" type="checkbox"/>							
			5. LIGHTING DEVICES	<input checked="" type="checkbox"/>							
<input checked="" type="checkbox"/>			All lighting devices and reflectors required by Part 393 shall be operable.	N/A							

INSTRUCTIONS: MARK COLUMN ENTRIES TO VERIFY INSPECTION: OK, NEEDS REPAIR, NA IF ITEMS DO NOT APPLY, _____ REPAIRED DATE

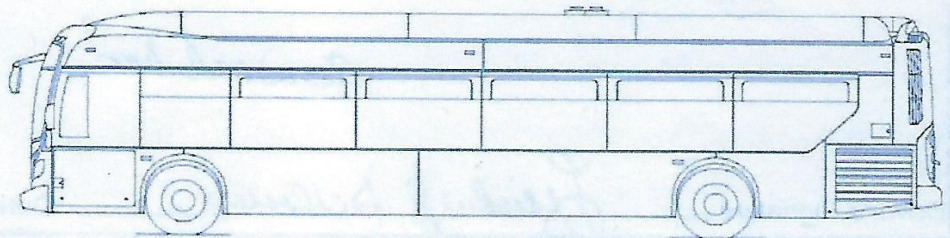
CERTIFICATION: THIS VEHICLE HAS PASSED ALL THE INSPECTION ITEMS FOR THE ANNUAL VEHICLE INSPECTION IN ACCORDANCE WITH 49 CFR PART 396.

© Copyright 2010 J. J. KELLER & ASSOCIATES, INC.®
Neenah, WI • USA • (800) 327-6968
jkeller.com • Printed in the United States

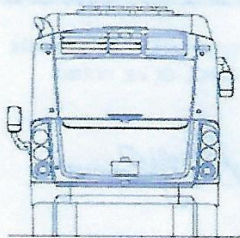
ORIGINAL



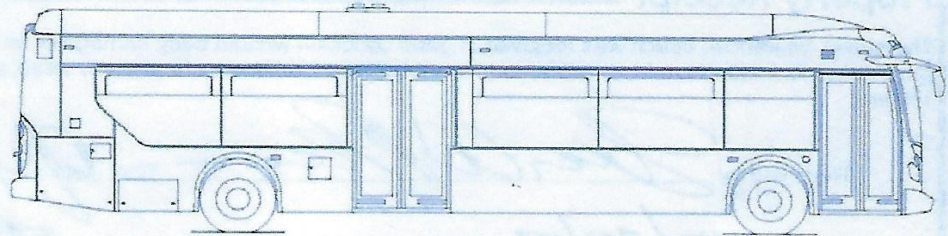
Front View



Streetside View



Rear View



Curbside View