

Busforsale.com ~ Bus Inspection

Today's Date	<u>6/30/2025</u>	Bus Name	<u>Champ</u>
Yr/Make/Model	<u>1996 Spartan Bus</u>	VIN#	<u>4575T9J07TC021254</u>
Mileage	<u>28,217</u>	Door Code	<u>none</u> Tech & Time:
Engine Type	<u>Cummins 5.9</u>	Transmission Type	<u>Allison MT643</u> Generator Gen Hours
Engine Serial #	<u>46307833</u>	Transmission Serial#	<u>2410549303</u>

DOT Compliance Items

	OK	Repair	Technician's Notes:	Qty:	Per Piece:	Price:	Labor:
Driving Fog Lights *	N/A	N/A					
Gauge Lights *	X						
Dash Lights *	X						
ABS Light *	X						
Headlights *		X	p/s high beam out				
Brake Lights *		X	need both sides				
Clearance Lights *		X	two (2) front out				
Tail Lights *		X	same as brake lights / no plate light				
Turn Lights *		X	both rear lights inoperable / amber marker broken				
Escape Hatch Operational *	X						
Windshield *		X	d/s cracked				
Driver Glass *	X		will not open completely				
Windshield Wipers *		X	d/s operates randomly				
Upper Control Arms *	N/A	N/A	solid axle				
Lower Control Arms *	N/A	N/A	solid axle				
Suspension - Front *	X						
Suspension - Rear *	X						
Power Steering *		X	needs u-joints in steering sector / leaking fan clutch / power steering pump				
Exhaust System/Muffler *	X						

Brakes

Front % *		X	need steer brakes - 30% pads left				
Drive % *		X	needs brakes - 30% pads left				
Tag % *	N/A	N/A					
Jake Brake *	N/A	N/A					
Shock - Front *		X	needs shocks				
Shock - Rear *		X	needs shocks				

Tires

Front % *	X		15/32 - dot 2017				
Drive % *	X		11/32 - dot 2015				
Tag % *	N/A	N/A					
Wheelseals - Front *		X	steer axle leaking				
Wheelseals - Rear *		X	d/s rear leaking				

Seat Belts

Driver *	X						
Jump *	N/A	N/A					
Passenger (if applicable) *	N/A	N/A					

Other

Parking Brake		X	p/s brake chamber spring broken				
Entrance Door Valve		X	door doesn't open w/air, valve torses inside wall				
			switch will not allow coach to drive				

Conversion / Bus Interior

Busforsale.com ~ Bus Inspection

	OK	Repair	Technician's Notes:	Qty:	Per Piece:	Price:	Labor:
Smoke/Co2 Detector	<input type="checkbox"/>	<input type="checkbox"/>					
Switch Lights	<input type="checkbox"/>	<input type="checkbox"/>					
Switch Identification	<input type="checkbox"/>	<input type="checkbox"/>					
Water Pump Operation	<input type="checkbox"/>	<input type="checkbox"/>					
Fresh Water Drain	<input type="checkbox"/>	<input type="checkbox"/>					
Sewer Drain	<input type="checkbox"/>	<input type="checkbox"/>					
Air Vents Dash	<input type="checkbox"/>	<input type="checkbox"/>					
Air Vents Coach	<input type="checkbox"/>	<input type="checkbox"/>					
Driver Stereo	<input type="checkbox"/>	<input type="checkbox"/>					
BackUp Camera	<input type="checkbox"/>	<input type="checkbox"/>					
Driver Seat Operation	<input checked="" type="checkbox"/>	<input type="checkbox"/>					
Driver Seat	<input checked="" type="checkbox"/>	<input type="checkbox"/>					
	<input type="checkbox"/>	<input type="checkbox"/>					

Finishes

Tile Condition	<input type="checkbox"/>	<input type="checkbox"/>					
Laminate Condition	<input type="checkbox"/>	<input type="checkbox"/>					
Shower Operational	<input type="checkbox"/>	<input type="checkbox"/>					
Air Pocket Doors	<input type="checkbox"/>	<input type="checkbox"/>					
Pocket Doors	<input type="checkbox"/>	<input type="checkbox"/>					
Cabinet Hardware	<input type="checkbox"/>	<input type="checkbox"/>					
Ceiling Mirrors	<input type="checkbox"/>	<input type="checkbox"/>					
Shower Head	<input type="checkbox"/>	<input type="checkbox"/>					
Sink Head	<input type="checkbox"/>	<input type="checkbox"/>					
Upholstery-Front	<input type="checkbox"/>	<input type="checkbox"/>					
Upholstery-Rear	<input type="checkbox"/>	<input type="checkbox"/>					
Window Tint	<input checked="" type="checkbox"/>	<input type="checkbox"/>					
Windshield Rubber	<input checked="" type="checkbox"/>	<input type="checkbox"/>					

Fuel System

Fuel Level	<input checked="" type="checkbox"/>	<input type="checkbox"/>					
Level Low System	<input checked="" type="checkbox"/>	<input type="checkbox"/>					

Bumpers

Front Bumper	<input checked="" type="checkbox"/>	<input type="checkbox"/>					
Rear Bumper	<input checked="" type="checkbox"/>	<input type="checkbox"/>					

Keys

Door Code/Keypad	<input type="checkbox"/>	<input type="checkbox"/>					
Door	<input checked="" type="checkbox"/>	<input type="checkbox"/>					
Ignition	<input checked="" type="checkbox"/>	<input type="checkbox"/>					
Engine	<input checked="" type="checkbox"/>	<input type="checkbox"/>					
Bays	<input checked="" type="checkbox"/>	<input type="checkbox"/>					
Cabinets/Interior	<input type="checkbox"/>	<input type="checkbox"/>					

Other

	<input type="checkbox"/>	<input type="checkbox"/>					
	<input type="checkbox"/>	<input type="checkbox"/>					
	<input type="checkbox"/>	<input type="checkbox"/>					
	<input type="checkbox"/>	<input type="checkbox"/>					
	<input type="checkbox"/>	<input type="checkbox"/>					
	<input type="checkbox"/>	<input type="checkbox"/>					

Electronics / Remotes

	OK	Repair	Technician's Notes:	Qty:	Per Piece:	Price:	Labor:
--	----	--------	---------------------	------	------------	--------	--------

Busforsale.com ~ Bus Inspection

Stereo Operational-F	<input type="checkbox"/>	<input type="checkbox"/>					
Stereo Operational-R	<input type="checkbox"/>	<input type="checkbox"/>					
TV - Front	<input type="checkbox"/>	<input type="checkbox"/>					
TV - Rear	<input type="checkbox"/>	<input type="checkbox"/>					
Generator Remote Start	<input type="checkbox"/>	<input type="checkbox"/>					
Genset Batteries	<input type="checkbox"/>	<input type="checkbox"/>					
Inverter Remote	<input type="checkbox"/>	<input type="checkbox"/>					
In-Motion Satellite Locks	<input type="checkbox"/>	<input type="checkbox"/>					
Speakers Operational	<input type="checkbox"/>	<input type="checkbox"/>					
Satellite Syst. Operational	<input type="checkbox"/>	<input type="checkbox"/>					

Switches / Gauges / Lights

Ship to Shore Switch/Plug	<input type="checkbox"/>	<input type="checkbox"/>					
Interior Lights 12v	<input type="checkbox"/>	<input type="checkbox"/>					
Interior Lights 120v	<input type="checkbox"/>	<input type="checkbox"/>					
Light Switches	<input type="checkbox"/>	<input type="checkbox"/>					
Step Lights	<input type="checkbox"/>	<input type="checkbox"/>					
Buddy Light	<input type="checkbox"/>	<input type="checkbox"/>					
Driver Light	<input type="checkbox"/>	<input type="checkbox"/>					
Day/Night Shades	<input type="checkbox"/>	<input type="checkbox"/>					
Toilet	<input type="checkbox"/>	<input type="checkbox"/>					
Speedometer	<input type="checkbox"/>	<input type="checkbox"/>					
Fuel Gauge	<input type="checkbox"/>	<input type="checkbox"/>					
Temp Gauge	<input type="checkbox"/>	<input type="checkbox"/>					
Amp Gauge	<input type="checkbox"/>	<input type="checkbox"/>					
Volt Gauge	<input type="checkbox"/>	<input type="checkbox"/>					
DC Volt Gauge	<input type="checkbox"/>	<input type="checkbox"/>					

Operations

Roof Vent Fans	<input type="checkbox"/>	<input type="checkbox"/>					
Roof/CruiseAir Operational	<input type="checkbox"/>	<input type="checkbox"/>					
Roof/Cruise Air Filters	<input type="checkbox"/>	<input type="checkbox"/>					
Hot Water Heater	<input type="checkbox"/>	<input type="checkbox"/>					
Step Slide Operational	<input type="checkbox"/>	<input type="checkbox"/>					
Webasto	<input type="checkbox"/>	<input type="checkbox"/>					
Toe Kick Heaters	<input type="checkbox"/>	<input type="checkbox"/>					
Heat Pumps	<input type="checkbox"/>	<input type="checkbox"/>					
Fan Clutch	<input type="checkbox"/>	<input checked="" type="checkbox"/>	leaking power steering fluid				
City/Air Horn	<input checked="" type="checkbox"/>	<input type="checkbox"/>					
A/C Air Tank	<input type="checkbox"/>	<input type="checkbox"/>					
Alignment	<input checked="" type="checkbox"/>	<input type="checkbox"/>					

Bunks

Bunk Lights	<input type="checkbox"/>	<input type="checkbox"/>					
Condo Curtains	<input type="checkbox"/>	<input type="checkbox"/>					
Bunk Curtains	<input type="checkbox"/>	<input type="checkbox"/>					
Mattresses	<input type="checkbox"/>	<input type="checkbox"/>					
Bunk TV's	<input type="checkbox"/>	<input type="checkbox"/>					

Engine & Mechanical							
	OK	Repair	Technician's Notes:	Qty:	Per Piece:	Price:	Labor:
ECM Codes	<input type="checkbox"/>	<input type="checkbox"/>					
House Alternator Charge	<input type="checkbox"/>	<input type="checkbox"/>					
Drive AC Operational	<input type="checkbox"/>	<input type="checkbox"/>					
Coach AC Operational	<input type="checkbox"/>	<input type="checkbox"/>					
Coach AC Components	<input type="checkbox"/>	<input type="checkbox"/>					
HVAC Motor Brushes	<input type="checkbox"/>	<input type="checkbox"/>					
House Batteries	<input type="checkbox"/>	<input type="checkbox"/>					
Chassis Batteries	<input type="checkbox"/>	<input checked="" type="checkbox"/>	had to jump / alt not charging				
Radiator Condition	<input checked="" type="checkbox"/>	<input type="checkbox"/>					
Belt Condition	<input type="checkbox"/>	<input checked="" type="checkbox"/>	alt belt dry rotted				
Charge Air Cooler	<input checked="" type="checkbox"/>	<input type="checkbox"/>					
Airbags	<input type="checkbox"/>	<input checked="" type="checkbox"/>	stter air bags & drive air bags				
Transmission Seal	<input checked="" type="checkbox"/>	<input type="checkbox"/>					
Rear Main Seal	<input checked="" type="checkbox"/>	<input type="checkbox"/>					
Pinion Seal	<input checked="" type="checkbox"/>	<input type="checkbox"/>					
Mitre Box Seals	<input checked="" type="checkbox"/>	<input checked="" type="checkbox"/>					
50DN Seals	<input checked="" type="checkbox"/>	<input checked="" type="checkbox"/>					
Charging	<input type="checkbox"/>	<input checked="" type="checkbox"/>	alt not charging coach				
Mitre Box Dipstick	<input checked="" type="checkbox"/>	<input checked="" type="checkbox"/>					
Oil Dipstick	<input checked="" type="checkbox"/>	<input type="checkbox"/>					
Trans Dipstick	<input checked="" type="checkbox"/>	<input type="checkbox"/>	not secured / hanging by a zip tie				
Differential Oil	<input checked="" type="checkbox"/>	<input type="checkbox"/>					
Coolant Level	<input checked="" type="checkbox"/>	<input type="checkbox"/>	sensor bypassed				
Transmission Fluid Level	<input checked="" type="checkbox"/>	<input type="checkbox"/>					
Motor Oil Level	<input checked="" type="checkbox"/>	<input type="checkbox"/>					
Power Steering Level	<input type="checkbox"/>	<input checked="" type="checkbox"/>	low due to leak at power steering pump				
Drive Shaft	<input type="checkbox"/>	<input checked="" type="checkbox"/>	needs u-joints				
	<input type="checkbox"/>	<input type="checkbox"/>					
Exterior							
Body Damage	<input checked="" type="checkbox"/>	<input checked="" type="checkbox"/>					
Bay Door Shocks	<input checked="" type="checkbox"/>	<input checked="" type="checkbox"/>					
Bay Door Actuators	<input checked="" type="checkbox"/>	<input checked="" type="checkbox"/>					
Bay Door Operation	<input checked="" type="checkbox"/>	<input type="checkbox"/>					
Roof Inspection	<input type="checkbox"/>	<input type="checkbox"/>					
Roof Seals	<input type="checkbox"/>	<input type="checkbox"/>					
Mirror Chrome Condition	<input checked="" type="checkbox"/>	<input checked="" type="checkbox"/>	painted black				
Door Latches	<input type="checkbox"/>	<input type="checkbox"/>					
Trailer Wiring	<input checked="" type="checkbox"/>	<input checked="" type="checkbox"/>					
Rub Rails	<input type="checkbox"/>	<input type="checkbox"/>					
Side Glass	<input checked="" type="checkbox"/>	<input type="checkbox"/>	painted (faded)				
Entrance Door Glass	<input checked="" type="checkbox"/>	<input type="checkbox"/>					
Shore Cord	<input type="checkbox"/>	<input type="checkbox"/>					
Awning Operable	<input checked="" type="checkbox"/>	<input checked="" type="checkbox"/>					
Docking Lights	<input checked="" type="checkbox"/>	<input checked="" type="checkbox"/>					
Mirror Operation	<input type="checkbox"/>	<input checked="" type="checkbox"/>	p/s bottom mirror hanging from mirror housing				
Paint Repair	<input checked="" type="checkbox"/>	<input checked="" type="checkbox"/>	see page six (6)				
	<input type="checkbox"/>	<input type="checkbox"/>					

ANNUAL VEHICLE INSPECTION REPORT

VEHICLE HISTORY RECORD	
REPORT NUMBER	FLEET UNIT NUMBER
DATE	

MOTOR CARRIER OPERATOR	INSPECTOR'S NAME (PRINT OR TYPE)
ADDRESS	THIS INSPECTOR MEETS THE QUALIFICATION REQUIREMENTS IN SECTION 396.19. <input type="checkbox"/> YES
CITY, STATE, ZIP CODE	VEHICLE IDENTIFICATION (✓ AND COMPLETE) <input type="checkbox"/> LIC. PLATE NO. <input type="checkbox"/> VIN <input type="checkbox"/> OTHER
VEHICLE TYPE <input type="checkbox"/> TRACTOR <input type="checkbox"/> TRAILER <input type="checkbox"/> TRUCK <input type="checkbox"/> BUS <input type="checkbox"/> (OTHER)	INSPECTION AGENCY/LOCATION (OPTIONAL)

VEHICLE COMPONENTS INSPECTED

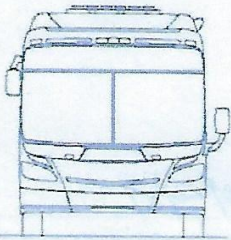
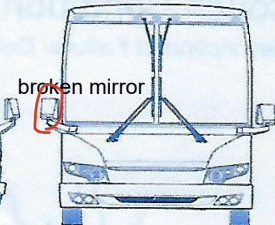
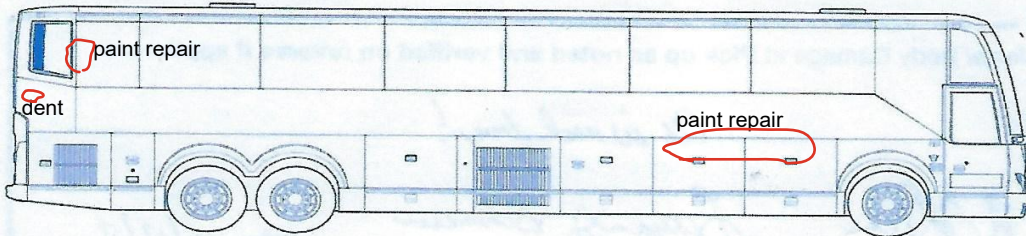
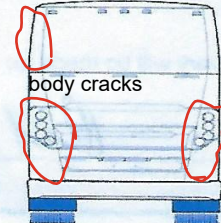
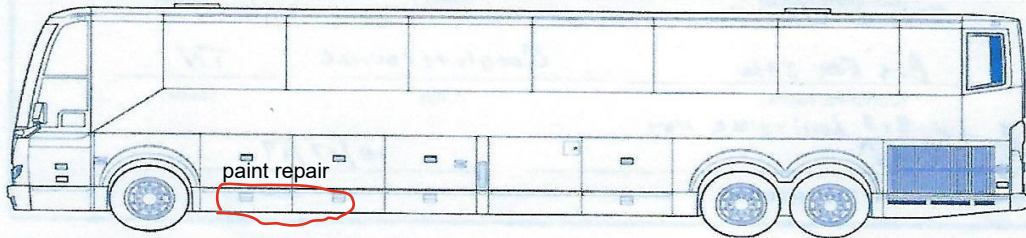
OK	NEEDS REPAIR	REPAIRED DATE	ITEM	OK	NEEDS REPAIR	REPAIRED DATE	ITEM	OK	NEEDS REPAIR	REPAIRED DATE	ITEM
			1. BRAKE SYSTEM				6. SAFE LOADING				10. TIRES
X			a. Service Brakes				a. Part(s) of vehicle or condition of loading such that the spare tire or any part of the load or dunnage can fall onto the roadway.		X		a. Tires on any steering axle of a power unit.
	X		b. Parking Brake System				b. Protection against shifting cargo.		X		b. All other tires.
	X		c. Brake Drums or Rotors	X			c. Container securement devices on intermodal equipment.				11. WHEELS AND RIMS
	X		d. Brake Hose								a. Lock or Side Ring
	X		e. Brake Tubing						X		b. Wheels and Rims
	X		f. Low Pressure Warning Device	X					X		c. Fasteners
	X		g. Tractor Protection Valve						N/A		d. Welds
	X		h. Air Compressor	N/A							12. WINDSHIELD GLAZING
	N/A		i. Electric Brakes								Requirements and exceptions as stated pertaining to any crack, discoloration or vision reducing matter (reference 393.60 for exceptions).
	N/A		j. Hydraulic Brakes								13. WINDSHIELD WIPERS
	N/A		k. Vacuum Systems	X			7. STEERING MECHANISM				Any power unit that has an inoperative wiper, or missing or damaged parts that render it ineffective.
			2. COUPLING DEVICES		X		a. Steering Wheel Free Play		X		14. OTHER
			a. Fifth Wheels				b. Steering Column				List any other condition(s) which may prevent safe operation of this vehicle.
	X		b. Pintle Hooks				c. Front Axle Beam and All Steering Components Other Than Steering Column				u-joints for drive line
	X		c. Drawbar/Towbar Eye		X		d. Steering Gear Box				u-joints for steering sector
	X		d. Drawbar/Towbar Tongue				e. Pitman Arm		X		
	X		e. Safety Devices		X		f. Power Steering				
	N/A		f. Saddle-Mounts		X		g. Ball and Socket Joints				
			3. EXHAUST SYSTEM				h. Tie Rods and Drag Links				
			a. Exhaust system leaking forward of or directly below the driver/sleeper compartment.		X		i. Nuts				
			b. Bus exhaust system leaking or discharging in violation of standard.		X		j. Steering System				
			c. Exhaust system likely to burn, char, or damage the electrical wiring, fuel supply, or any combustible part of the motor vehicle.		X		8. SUSPENSION				
	X						a. Any U-bolt(s), spring hanger(s), or other axle positioning part(s) cracked, broken, loose or missing resulting in shifting of an axle from its normal position.				
			4. FUEL SYSTEM				b. Spring Assembly				
	X		a. Visible leak.		X		c. Torque, Radius or Tracking Components				
	X		b. Fuel tank filler cap missing.				9. FRAME				
	X		c. Fuel tank securely attached.		X		a. Frame Members				
			5. LIGHTING DEVICES				b. Tire and Wheel Clearance				
			All lighting devices and reflectors required by Part 393 shall be operable.		N/A		c. Adjustable Axle Assemblies (Sliding Subframes)				

INSTRUCTIONS: MARK COLUMN ENTRIES TO VERIFY INSPECTION: ✓ OK, X NEEDS REPAIR, NA IF ITEMS DO NOT APPLY, REPAIRED DATE

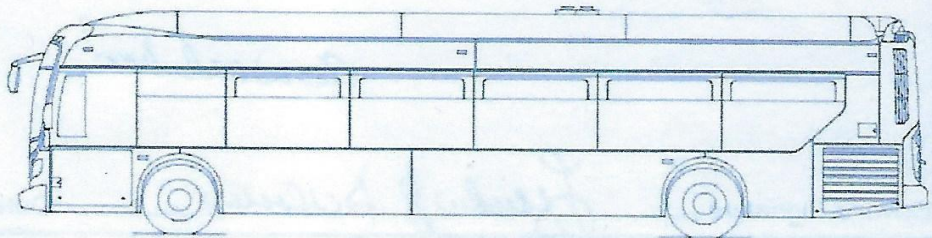
CERTIFICATION: THIS VEHICLE HAS PASSED ALL THE INSPECTION ITEMS FOR THE ANNUAL VEHICLE INSPECTION IN ACCORDANCE WITH 49 CFR PART 396.

Bus Name:

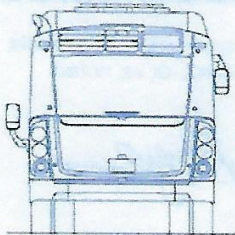
Champ



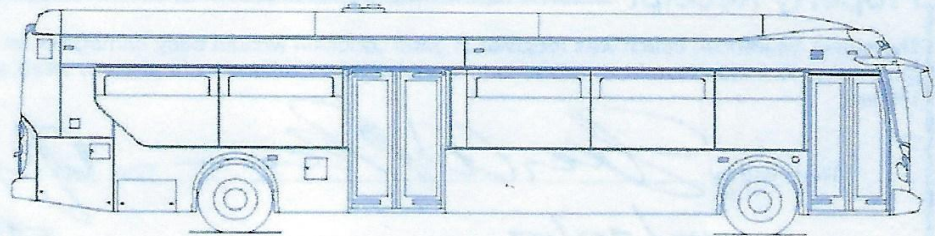
Front View



Streetside View



Rear View



Curb side View