

# Busforsale.com ~ Bus Inspection

|                 |                       |  |                      |   |                     |
|-----------------|-----------------------|--|----------------------|---|---------------------|
| Today's Date    | 11/17/2022            |  | Bus Name             | Studio 1                                      |                     |
| Yr/Make/Model   | 1999 MCI ELS3 E4500   |  | VIN#                 | 1M8TRPYA0XP060789                             |                     |
| Mileage         | 870,290 / ECM 263,045 |  | Door Code            | lock 559 / unlock 35135 Tech & Time: mb - 2.5 |                     |
| Engine Type     | Detroit Series 60     |  | Transmission Type    | Allison B500                                  | Generator Gen Hours |
| Engine Serial # | 06R0571894            |  | Transmission Serial# | 6610042367 5,499                              |                     |

## DOT Compliance Items

|                            | OK                                  | Repair                              | Technician's Notes: | Qty: | Per Piece: | Price:   | Labor: |
|----------------------------|-------------------------------------|-------------------------------------|---------------------|------|------------|----------|--------|
| Driving Fog Lights *       | <input checked="" type="checkbox"/> | <input type="checkbox"/>            |                     |      |            |          |        |
| Gauge Lights *             | <input checked="" type="checkbox"/> | <input type="checkbox"/>            |                     |      |            |          |        |
| Dash Lights *              | <input checked="" type="checkbox"/> | <input type="checkbox"/>            |                     |      |            |          |        |
| ABS Light *                | <input checked="" type="checkbox"/> | <input type="checkbox"/>            |                     |      |            |          |        |
| Headlights *               | <input checked="" type="checkbox"/> | <input type="checkbox"/>            |                     |      |            |          |        |
| Brake Lights *             | <input checked="" type="checkbox"/> | <input type="checkbox"/>            |                     |      |            |          |        |
| Clearance Lights *         | <input checked="" type="checkbox"/> | <input type="checkbox"/>            |                     |      |            |          |        |
| Tail Lights *              | <input checked="" type="checkbox"/> | <input type="checkbox"/>            |                     |      |            |          |        |
| Turn Lights *              | <input checked="" type="checkbox"/> | <input type="checkbox"/>            |                     |      |            |          |        |
| Escape Hatch Operational * | <input type="checkbox"/>            | <input checked="" type="checkbox"/> | none                |      |            |          | TBD    |
| Windshield *               | <input type="checkbox"/>            | <input checked="" type="checkbox"/> | driver side cracks  | 1    | \$878.25   | \$878.25 | TBD    |
| Driver Glass *             | <input checked="" type="checkbox"/> | <input type="checkbox"/>            |                     |      |            |          |        |
| Windshield Wipers *        | <input checked="" type="checkbox"/> | <input type="checkbox"/>            |                     |      |            |          |        |
| Upper Control Arms *       | <input checked="" type="checkbox"/> | <input checked="" type="checkbox"/> | straight axle       |      |            |          |        |
| Lower Control Arms *       | <input checked="" type="checkbox"/> | <input checked="" type="checkbox"/> | straight axle       |      |            |          |        |
| Suspension - Front *       | <input checked="" type="checkbox"/> | <input type="checkbox"/>            |                     |      |            |          |        |
| Suspension - Rear *        | <input checked="" type="checkbox"/> | <input type="checkbox"/>            |                     |      |            |          |        |
| Power Steering *           | <input checked="" type="checkbox"/> | <input type="checkbox"/>            |                     |      |            |          |        |
| Exhaust System/Muffler *   | <input checked="" type="checkbox"/> | <input type="checkbox"/>            |                     |      |            |          |        |

## Brakes

|                 |                                     |                          |  |  |  |  |  |
|-----------------|-------------------------------------|--------------------------|--|--|--|--|--|
| Front % *       | <input checked="" type="checkbox"/> | <input type="checkbox"/> |  |  |  |  |  |
| Drive % *       | <input checked="" type="checkbox"/> | <input type="checkbox"/> |  |  |  |  |  |
| Tag % *         | <input checked="" type="checkbox"/> | <input type="checkbox"/> |  |  |  |  |  |
| Jake Brake *    | <input checked="" type="checkbox"/> | <input type="checkbox"/> |  |  |  |  |  |
| Shock - Front * | <input checked="" type="checkbox"/> | <input type="checkbox"/> |  |  |  |  |  |
| Shock - Rear *  | <input checked="" type="checkbox"/> | <input type="checkbox"/> |  |  |  |  |  |

## Tires

|                      |                                     |                          |                  |  |  |  |  |
|----------------------|-------------------------------------|--------------------------|------------------|--|--|--|--|
| Front % *            | <input checked="" type="checkbox"/> | <input type="checkbox"/> | 17/32 - dot 2019 |  |  |  |  |
| Drive % *            | <input checked="" type="checkbox"/> | <input type="checkbox"/> | 17/32 - dot 2018 |  |  |  |  |
| Tag % *              | <input checked="" type="checkbox"/> | <input type="checkbox"/> | 16/32 - dot 2018 |  |  |  |  |
| Wheelseals - Front * | <input checked="" type="checkbox"/> | <input type="checkbox"/> |                  |  |  |  |  |
| Wheelseals - Rear *  | <input checked="" type="checkbox"/> | <input type="checkbox"/> |                  |  |  |  |  |

## Seat Belts

|                             |                                     |                                     |      |   |         |         |   |
|-----------------------------|-------------------------------------|-------------------------------------|------|---|---------|---------|---|
| Driver *                    | <input checked="" type="checkbox"/> | <input type="checkbox"/>            |      |   |         |         |   |
| Jump *                      | <input type="checkbox"/>            | <input checked="" type="checkbox"/> | none | 1 | \$75.50 | \$75.50 | 1 |
| Passenger (if applicable) * | <input checked="" type="checkbox"/> | <input checked="" type="checkbox"/> |      |   |         |         |   |

## Other

|  |                          |                          |  |  |  |  |  |
|--|--------------------------|--------------------------|--|--|--|--|--|
|  | <input type="checkbox"/> | <input type="checkbox"/> |  |  |  |  |  |
|  | <input type="checkbox"/> | <input type="checkbox"/> |  |  |  |  |  |
|  | <input type="checkbox"/> | <input type="checkbox"/> |  |  |  |  |  |
|  | <input type="checkbox"/> | <input type="checkbox"/> |  |  |  |  |  |
|  | <input type="checkbox"/> | <input type="checkbox"/> |  |  |  |  |  |

Bus Name: **Studio 1**

**Conversion / Bus Interior**

|                       | OK                                  | Repair                              | Technician's Notes:   | Qty: | Per Piece: | Price:  | Labor: |
|-----------------------|-------------------------------------|-------------------------------------|-----------------------|------|------------|---------|--------|
| Smoke/Co2 Detector    | <input type="checkbox"/>            | <input checked="" type="checkbox"/> | none                  | 1    | \$75.50    | \$75.50 | 0.25   |
| Switch Lights         | <input type="checkbox"/>            | <input checked="" type="checkbox"/> |                       |      |            |         |        |
| Switch Identification | <input checked="" type="checkbox"/> | <input type="checkbox"/>            |                       |      |            |         |        |
| Water Pump Operation  | <input checked="" type="checkbox"/> | <input type="checkbox"/>            |                       |      |            |         |        |
| Fresh Water Drain     | <input checked="" type="checkbox"/> | <input type="checkbox"/>            |                       |      |            |         |        |
| Sewer Drain           | <input checked="" type="checkbox"/> | <input type="checkbox"/>            |                       |      |            |         |        |
| Air Vents Dash        | <input checked="" type="checkbox"/> | <input type="checkbox"/>            |                       |      |            |         |        |
| Air Vents Coach       | <input checked="" type="checkbox"/> | <input type="checkbox"/>            |                       |      |            |         |        |
| Driver Stereo         | <input type="checkbox"/>            | <input checked="" type="checkbox"/> | inoperable - no power |      |            |         | TBD    |
| BackUp Camera         | <input type="checkbox"/>            | <input checked="" type="checkbox"/> | no monitor            |      |            |         | TBD    |
| Driver Seat Operation | <input checked="" type="checkbox"/> | <input type="checkbox"/>            |                       |      |            |         |        |
| Driver Seat           | <input checked="" type="checkbox"/> | <input type="checkbox"/>            |                       |      |            |         |        |
|                       | <input type="checkbox"/>            | <input type="checkbox"/>            |                       |      |            |         |        |

**Finishes**

|                    |                                     |                                     |  |  |  |  |  |
|--------------------|-------------------------------------|-------------------------------------|--|--|--|--|--|
| Tile Condition     | <input checked="" type="checkbox"/> | <input type="checkbox"/>            |  |  |  |  |  |
| Laminate Condition | <input checked="" type="checkbox"/> | <input type="checkbox"/>            |  |  |  |  |  |
| Shower Operational | <input type="checkbox"/>            | <input checked="" type="checkbox"/> |  |  |  |  |  |
| Air Pocket Doors   | <input type="checkbox"/>            | <input checked="" type="checkbox"/> |  |  |  |  |  |
| Pocket Doors       | <input type="checkbox"/>            | <input checked="" type="checkbox"/> |  |  |  |  |  |
| Cabinet Hardware   | <input checked="" type="checkbox"/> | <input type="checkbox"/>            |  |  |  |  |  |
| Ceiling Mirrors    | <input type="checkbox"/>            | <input checked="" type="checkbox"/> |  |  |  |  |  |
| Shower Head        | <input type="checkbox"/>            | <input checked="" type="checkbox"/> |  |  |  |  |  |
| Sink Head          | <input checked="" type="checkbox"/> | <input type="checkbox"/>            |  |  |  |  |  |
| Upholstery-Front   | <input checked="" type="checkbox"/> | <input type="checkbox"/>            |  |  |  |  |  |
| Upholstery-Rear    | <input checked="" type="checkbox"/> | <input type="checkbox"/>            |  |  |  |  |  |
| Window Tint        | <input checked="" type="checkbox"/> | <input type="checkbox"/>            |  |  |  |  |  |
| Windshield Rubber  | <input checked="" type="checkbox"/> | <input type="checkbox"/>            |  |  |  |  |  |

**Fuel System**

|                  |                                     |                          |          |  |  |  |  |
|------------------|-------------------------------------|--------------------------|----------|--|--|--|--|
| Fuel Level       | <input checked="" type="checkbox"/> | <input type="checkbox"/> | 1/2 tank |  |  |  |  |
| Level Low System | <input checked="" type="checkbox"/> | <input type="checkbox"/> |          |  |  |  |  |

**Bumpers**

|              |                                     |                          |  |  |  |  |  |
|--------------|-------------------------------------|--------------------------|--|--|--|--|--|
| Front Bumper | <input checked="" type="checkbox"/> | <input type="checkbox"/> |  |  |  |  |  |
| Rear Bumper  | <input checked="" type="checkbox"/> | <input type="checkbox"/> |  |  |  |  |  |

**Keys**

|                   |                                     |                                     |                       |  |  |  |  |
|-------------------|-------------------------------------|-------------------------------------|-----------------------|--|--|--|--|
| Door Code/Keypad  | <input checked="" type="checkbox"/> | <input type="checkbox"/>            | keypad IS operational |  |  |  |  |
| Door              | <input checked="" type="checkbox"/> | <input type="checkbox"/>            |                       |  |  |  |  |
| Ignition          | <input checked="" type="checkbox"/> | <input type="checkbox"/>            |                       |  |  |  |  |
| Engine            | <input checked="" type="checkbox"/> | <input type="checkbox"/>            |                       |  |  |  |  |
| Bays              | <input checked="" type="checkbox"/> | <input type="checkbox"/>            |                       |  |  |  |  |
| Cabinets/Interior | <input type="checkbox"/>            | <input checked="" type="checkbox"/> |                       |  |  |  |  |

**Other**

|  |                          |                          |  |  |  |  |  |
|--|--------------------------|--------------------------|--|--|--|--|--|
|  | <input type="checkbox"/> | <input type="checkbox"/> |  |  |  |  |  |
|  | <input type="checkbox"/> | <input type="checkbox"/> |  |  |  |  |  |
|  | <input type="checkbox"/> | <input type="checkbox"/> |  |  |  |  |  |
|  | <input type="checkbox"/> | <input type="checkbox"/> |  |  |  |  |  |
|  | <input type="checkbox"/> | <input type="checkbox"/> |  |  |  |  |  |
|  | <input type="checkbox"/> | <input type="checkbox"/> |  |  |  |  |  |

**Electronics / Remotes**

|                             | OK                                  | Repair                              | Technician's Notes: | Qty: | Per Piece: | Price: | Labor: |
|-----------------------------|-------------------------------------|-------------------------------------|---------------------|------|------------|--------|--------|
| Stereo Operational-F        | <input checked="" type="checkbox"/> | <input type="checkbox"/>            |                     |      |            |        |        |
| Stereo Operational-R        | <input checked="" type="checkbox"/> | <input type="checkbox"/>            |                     |      |            |        |        |
| TV - Front                  | <input checked="" type="checkbox"/> | <input type="checkbox"/>            |                     |      |            |        |        |
| TV - Rear                   | <input checked="" type="checkbox"/> | <input type="checkbox"/>            |                     |      |            |        |        |
| Generator Remote Start      | <input checked="" type="checkbox"/> | <input type="checkbox"/>            |                     |      |            |        |        |
| Genset Batteries            | <input checked="" type="checkbox"/> | <input type="checkbox"/>            |                     |      |            |        |        |
| Inverter Remote             | <input checked="" type="checkbox"/> | <input checked="" type="checkbox"/> |                     |      |            |        |        |
| In-Motion Satellite Locks   | <input type="checkbox"/>            | <input type="checkbox"/>            | unknown             |      |            |        |        |
| Speakers Operational        | <input checked="" type="checkbox"/> | <input type="checkbox"/>            |                     |      |            |        |        |
| Satellite Syst. Operational | <input type="checkbox"/>            | <input type="checkbox"/>            | unknown             |      |            |        |        |
|                             | <input type="checkbox"/>            | <input type="checkbox"/>            |                     |      |            |        |        |

**Switches / Gauges / Lights**

|                           |                                     |                                     |  |  |  |  |  |
|---------------------------|-------------------------------------|-------------------------------------|--|--|--|--|--|
| Ship to Shore Switch/Plug | <input checked="" type="checkbox"/> | <input type="checkbox"/>            |  |  |  |  |  |
| Interior Lights 12v       | <input checked="" type="checkbox"/> | <input type="checkbox"/>            |  |  |  |  |  |
| Interior Lights 120v      | <input checked="" type="checkbox"/> | <input type="checkbox"/>            |  |  |  |  |  |
| Light Switches            | <input checked="" type="checkbox"/> | <input type="checkbox"/>            |  |  |  |  |  |
| Step Lights               | <input checked="" type="checkbox"/> | <input type="checkbox"/>            |  |  |  |  |  |
| Buddy Light               | <input checked="" type="checkbox"/> | <input type="checkbox"/>            |  |  |  |  |  |
| Driver Light              | <input checked="" type="checkbox"/> | <input type="checkbox"/>            |  |  |  |  |  |
| Day/Night Shades          | <input checked="" type="checkbox"/> | <input type="checkbox"/>            |  |  |  |  |  |
| Toilet                    | <input checked="" type="checkbox"/> | <input type="checkbox"/>            |  |  |  |  |  |
| Speedometer               | <input checked="" type="checkbox"/> | <input type="checkbox"/>            |  |  |  |  |  |
| Fuel Gauge                | <input checked="" type="checkbox"/> | <input type="checkbox"/>            |  |  |  |  |  |
| Temp Gauge                | <input checked="" type="checkbox"/> | <input type="checkbox"/>            |  |  |  |  |  |
| Amp Gauge                 | <input checked="" type="checkbox"/> | <input type="checkbox"/>            |  |  |  |  |  |
| Volt Gauge                | <input checked="" type="checkbox"/> | <input type="checkbox"/>            |  |  |  |  |  |
| DC Volt Gauge             | <input checked="" type="checkbox"/> | <input checked="" type="checkbox"/> |  |  |  |  |  |

**Operations**

|                            |                                     |                                     |                    |   |          |          |     |
|----------------------------|-------------------------------------|-------------------------------------|--------------------|---|----------|----------|-----|
| Roof Vent Fans             | <input checked="" type="checkbox"/> | <input checked="" type="checkbox"/> |                    |   |          |          |     |
| Roof/CruiseAir Operational | <input type="checkbox"/>            | <input checked="" type="checkbox"/> | #3 fan motor noisy | 1 | \$286.50 | \$286.50 | 1.5 |
| Roof/Cruise Air Filters    | <input checked="" type="checkbox"/> | <input type="checkbox"/>            |                    |   |          |          |     |
| Hot Water Heater           | <input checked="" type="checkbox"/> | <input checked="" type="checkbox"/> |                    |   |          |          |     |
| Step Slide Operational     | <input checked="" type="checkbox"/> | <input checked="" type="checkbox"/> |                    |   |          |          |     |
| Webasto                    | <input checked="" type="checkbox"/> | <input checked="" type="checkbox"/> |                    |   |          |          |     |
| Toe Kick Heaters           | <input checked="" type="checkbox"/> | <input checked="" type="checkbox"/> |                    |   |          |          |     |
| Heat Pumps                 | <input checked="" type="checkbox"/> | <input type="checkbox"/>            |                    |   |          |          |     |
| Fan Clutch                 | <input checked="" type="checkbox"/> | <input type="checkbox"/>            |                    |   |          |          |     |
| City/Air Horn              | <input checked="" type="checkbox"/> | <input type="checkbox"/>            |                    |   |          |          |     |
| A/C Air Tank               | <input checked="" type="checkbox"/> | <input checked="" type="checkbox"/> |                    |   |          |          |     |
| Alignment                  | <input checked="" type="checkbox"/> | <input type="checkbox"/>            |                    |   |          |          |     |

**Bunks**

|                |                                     |                                     |      |  |  |  |  |
|----------------|-------------------------------------|-------------------------------------|------|--|--|--|--|
| Bunk Lights    | <input checked="" type="checkbox"/> | <input type="checkbox"/>            |      |  |  |  |  |
| Condo Curtains | <input type="checkbox"/>            | <input type="checkbox"/>            | none |  |  |  |  |
| Bunk Curtains  | <input checked="" type="checkbox"/> | <input type="checkbox"/>            |      |  |  |  |  |
| Mattresses     | <input checked="" type="checkbox"/> | <input type="checkbox"/>            |      |  |  |  |  |
| Bunk TV's      | <input checked="" type="checkbox"/> | <input checked="" type="checkbox"/> |      |  |  |  |  |
|                | <input type="checkbox"/>            | <input type="checkbox"/>            |      |  |  |  |  |



**Engine & Mechanical**

|                          | OK                                  | Repair                       | Technician's Notes: | Qty: | Per Piece: | Price: | Labor: |
|--------------------------|-------------------------------------|------------------------------|---------------------|------|------------|--------|--------|
| ECM Codes                | <input checked="" type="checkbox"/> | <input type="checkbox"/>     | none                |      |            |        |        |
| House Alternator Charge  | <input type="checkbox"/> N/A        | <input type="checkbox"/> N/A |                     |      |            |        |        |
| Drive AC Operational     | <input type="checkbox"/> N/A        | <input type="checkbox"/> N/A | has been removed    |      |            |        |        |
| Coach AC Operational     | <input type="checkbox"/> N/A        | <input type="checkbox"/> N/A | has been removed    |      |            |        |        |
| Coach AC Components      | <input type="checkbox"/> N/A        | <input type="checkbox"/> N/A | has been removed    |      |            |        |        |
| HVAC Motor Brushes       | <input checked="" type="checkbox"/> | <input type="checkbox"/>     |                     |      |            |        |        |
| House Batteries          | <input checked="" type="checkbox"/> | <input type="checkbox"/>     |                     |      |            |        |        |
| Chassis Batteries        | <input checked="" type="checkbox"/> | <input type="checkbox"/>     |                     |      |            |        |        |
| Radiator Condition       | <input checked="" type="checkbox"/> | <input type="checkbox"/>     |                     |      |            |        |        |
| Belt Condition           | <input checked="" type="checkbox"/> | <input type="checkbox"/>     |                     |      |            |        |        |
| Charge Air Cooler        | <input checked="" type="checkbox"/> | <input type="checkbox"/>     |                     |      |            |        |        |
| Airbags                  | <input checked="" type="checkbox"/> | <input type="checkbox"/>     |                     |      |            |        |        |
| Transmission Seal        | <input checked="" type="checkbox"/> | <input type="checkbox"/>     |                     |      |            |        |        |
| Rear Main Seal           | <input checked="" type="checkbox"/> | <input type="checkbox"/>     |                     |      |            |        |        |
| Pinion Seal              | <input checked="" type="checkbox"/> | <input type="checkbox"/>     |                     |      |            |        |        |
| Mitre Box Seals          | <input type="checkbox"/> N/A        | <input type="checkbox"/> N/A |                     |      |            |        |        |
| 50DN Seals               | <input checked="" type="checkbox"/> | <input type="checkbox"/>     |                     |      |            |        |        |
| Charging                 | <input checked="" type="checkbox"/> | <input type="checkbox"/>     |                     |      |            |        |        |
| Mitre Box Dipstick       | <input checked="" type="checkbox"/> | <input type="checkbox"/>     |                     |      |            |        |        |
| Oil Dipstick             | <input checked="" type="checkbox"/> | <input type="checkbox"/>     |                     |      |            |        |        |
| Trans Dipstick           | <input checked="" type="checkbox"/> | <input type="checkbox"/>     |                     |      |            |        |        |
| Differential Oil         | <input checked="" type="checkbox"/> | <input type="checkbox"/>     |                     |      |            |        |        |
| Coolant Level            | <input checked="" type="checkbox"/> | <input type="checkbox"/>     |                     |      |            |        |        |
| Transmission Fluid Level | <input checked="" type="checkbox"/> | <input type="checkbox"/>     |                     |      |            |        |        |
| Motor Oil Level          | <input checked="" type="checkbox"/> | <input type="checkbox"/>     |                     |      |            |        |        |
| Power Steering Level     | <input checked="" type="checkbox"/> | <input type="checkbox"/>     |                     |      |            |        |        |
|                          | <input type="checkbox"/>            | <input type="checkbox"/>     |                     |      |            |        |        |
|                          | <input type="checkbox"/>            | <input type="checkbox"/>     |                     |      |            |        |        |

**Exterior**

|                         |                                     |                                     |                                      |   |          |          |     |
|-------------------------|-------------------------------------|-------------------------------------|--------------------------------------|---|----------|----------|-----|
| Body Damage             | <input checked="" type="checkbox"/> | <input type="checkbox"/>            |                                      |   |          |          |     |
| Bay Door Shocks         | <input checked="" type="checkbox"/> | <input type="checkbox"/>            |                                      |   |          |          |     |
| Bay Door Actuators      | <input checked="" type="checkbox"/> | <input type="checkbox"/>            |                                      |   |          |          |     |
| Bay Door Operation      | <input checked="" type="checkbox"/> | <input type="checkbox"/>            |                                      |   |          |          |     |
| Roof Inspection         | <input checked="" type="checkbox"/> | <input type="checkbox"/>            |                                      |   |          |          |     |
| Roof Seals              | <input checked="" type="checkbox"/> | <input type="checkbox"/>            |                                      |   |          |          |     |
| Mirror Chrome Condition | <input type="checkbox"/> N/A        | <input type="checkbox"/> N/A        |                                      |   |          |          |     |
| Door Latches            | <input checked="" type="checkbox"/> | <input type="checkbox"/>            |                                      |   |          |          |     |
| Trailer Wiring          | <input checked="" type="checkbox"/> | <input type="checkbox"/>            |                                      |   |          |          |     |
| Rub Rails               | <input checked="" type="checkbox"/> | <input type="checkbox"/>            |                                      |   |          |          |     |
| Side Glass              | <input checked="" type="checkbox"/> | <input type="checkbox"/>            |                                      |   |          |          |     |
| Entrance Door Glass     | <input checked="" type="checkbox"/> | <input type="checkbox"/>            |                                      |   |          |          |     |
| Shore Cord              | <input checked="" type="checkbox"/> | <input type="checkbox"/>            |                                      |   |          |          |     |
| Awning Operable         | <input type="checkbox"/> N/A        | <input type="checkbox"/> N/A        |                                      |   |          |          |     |
| Docking Lights          | <input checked="" type="checkbox"/> | <input type="checkbox"/>            |                                      |   |          |          |     |
| Mirror Operation        | <input type="checkbox"/>            | <input checked="" type="checkbox"/> | passenger side top convex inoperable | 1 | \$135.55 | \$135.55 | 2.5 |
| Paint Repair            | <input type="checkbox"/> N/A        | <input type="checkbox"/> N/A        | bus has been wrapped                 |   |          |          | TBD |
|                         | <input type="checkbox"/>            | <input type="checkbox"/>            |                                      |   |          |          |     |

## ANNUAL VEHICLE INSPECTION REPORT

| VEHICLE HISTORY RECORD |                   |
|------------------------|-------------------|
| REPORT NUMBER          | FLEET UNIT NUMBER |
|                        |                   |
| DATE                   |                   |

|  |   |
|--|---|
| MOTOR CARRIER OPERATOR   | INSPECTOR'S NAME (PRINT OR TYPE)  |
| ADDRESS  | THIS INSPECTOR MEETS THE QUALIFICATION REQUIREMENTS IN SECTION 396.19.<br><input type="checkbox"/> YES                                      |
| CITY, STATE, ZIP CODE  | VEHICLE IDENTIFICATION (✓ AND COMPLETE) <input type="checkbox"/> LIC. PLATE NO. <input type="checkbox"/> VIN <input type="checkbox"/> OTHER |
| VEHICLE TYPE <input type="checkbox"/> TRACTOR <input type="checkbox"/> TRAILER <input type="checkbox"/> TRUCK <input type="checkbox"/> BUS<br><input type="checkbox"/> (OTHER) | INSPECTION AGENCY/LOCATION (OPTIONAL)   |

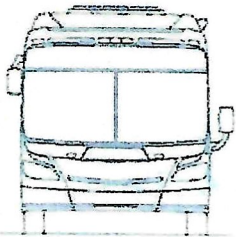
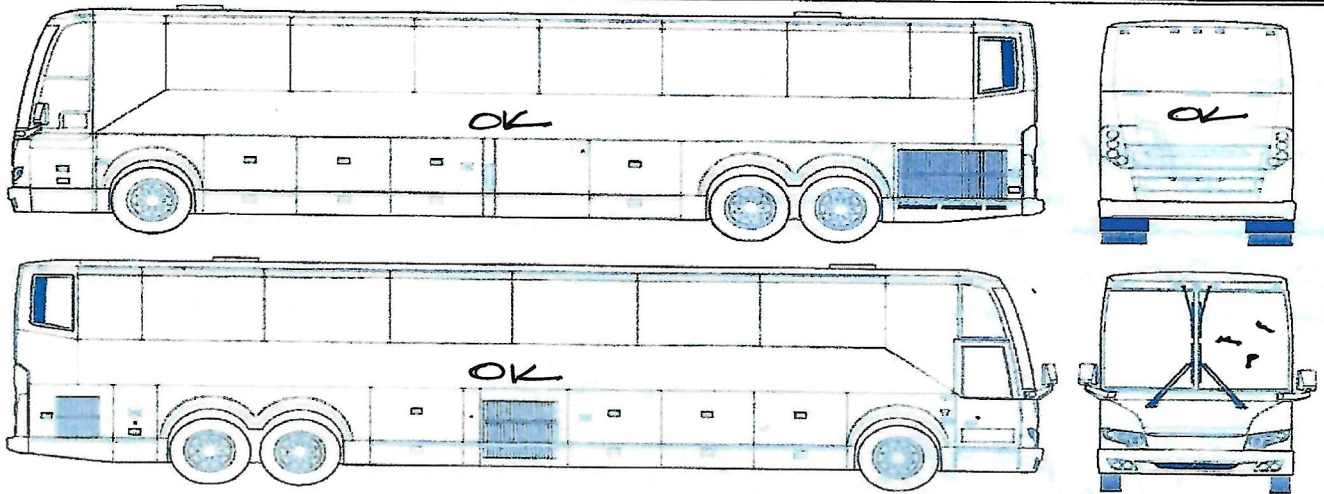
| VEHICLE COMPONENTS INSPECTED   |              |               |  |
|--|--------------|---------------|--|
| OK   | NEEDS REPAIR | REPAIRED DATE | ITEM   |
| <b>1. BRAKE SYSTEM</b>   |              |               |  |
| X  |              |               | a. Service Brakes  |
| X  |              |               | b. Parking Brake System  |
| X  |              |               | c. Brake Drums or Rotors   |
| X  |              |               | d. Brake Hose  |
| X  |              |               | e. Brake Tubing  |
| X  |              |               | f. Low Pressure Warning Device   |
| X  |              |               | g. Tractor Protection Valve  |
| X  |              |               | h. Air Compressor  |
| N/A  |              |               | i. Electric Brakes   |
| N/A  |              |               | j. Hydraulic Brakes  |
| N/A  |              |               | k. Vacuum Systems  |
| <b>2. COUPLING DEVICES</b>   |              |               |  |
| N/A  |              |               | a. Fifth Wheels  |
| N/A  |              |               | b. Pintle Hooks  |
| X  |              |               | c. Drawbar/Towbar Eye  |
| X  |              |               | d. Drawbar/Towbar Tongue   |
| X  |              |               | e. Safety Devices  |
| N/A  |              |               | f. Saddle-Mounts   |
| <b>3. EXHAUST SYSTEM</b>   |              |               |  |
| X  |              |               | a. Exhaust system leaking forward of or directly below the driver/sleeper compartment.   |
| X  |              |               | b. Bus exhaust system leaking or discharging in violation of standard.   |
| X  |              |               | c. Exhaust system likely to burn, char, or damage the electrical wiring, fuel supply, or any combustible part of the motor vehicle.                                |
| <b>4. FUEL SYSTEM</b>  |              |               |  |
| X  |              |               | a. Visible leak.   |
| X  |              |               | b. Fuel tank filler cap missing.   |
| X  |              |               | c. Fuel tank securely attached.  |
| <b>5. LIGHTING DEVICES</b>   |              |               |  |
| X  |              |               | All lighting devices and reflectors required by Part 393 shall be operable.  |
| <b>6. SAFE LOADING</b>   |              |               |  |
| X  |              |               | a. Part(s) of vehicle or condition of loading such that the spare tire or any part of the load or dunnage can fall onto the roadway.                               |
| X  |              |               | b. Protection against shifting cargo.  |
| X  |              |               | c. Container securement devices on intermodal equipment.   |
| <b>7. STEERING MECHANISM</b>   |              |               |  |
| X  |              |               | a. Steering Wheel Free Play  |
| X  |              |               | b. Steering Column   |
| X  |              |               | c. Front Axle Beam and All Steering Components Other Than Steering Column  |
| X  |              |               | d. Steering Gear Box   |
| X  |              |               | e. Pitman Arm  |
| X  |              |               | f. Power Steering  |
| X  |              |               | g. Ball and Socket Joints  |
| X  |              |               | h. Tie Rods and Drag Links   |
| X  |              |               | i. Nuts  |
| X  |              |               | j. Steering System   |
| <b>8. SUSPENSION</b>   |              |               |  |
| X  |              |               | a. Any U-bolt(s), spring hanger(s), or other axle positioning part(s) cracked, broken, loose or missing resulting in shifting of an axle from its normal position. |
| X  |              |               | b. Spring Assembly   |
| X  |              |               | c. Torque, Radius or Tracking Components   |
| <b>9. FRAME</b>  |              |               |  |
| X  |              |               | a. Frame Members   |
| X  |              |               | b. Tire and Wheel Clearance  |
| X  |              |               | c. Adjustable Axle Assemblies (Sliding Subframes)  |
| <b>10. TIRES</b>   |              |               |  |
| X  |              |               | a. Tires on any steering axle of a power unit.   |
| X  |              |               | b. All other tires.  |
| <b>11. WHEELS AND RIMS</b>   |              |               |  |
| N/A  |              |               | a. Lock or Side Ring   |
| X  |              |               | b. Wheels and Rims   |
| X  |              |               | c. Fasteners   |
| N/A  |              |               | d. Welds   |
| <b>12. WINDSHIELD GLAZING</b>  |              |               |  |
| X  |              |               | Requirements and exceptions as stated pertaining to any crack, discoloration or vision reducing matter (reference 393.60 for exceptions).                          |
| <b>13. WINDSHIELD WIPERS</b>   |              |               |  |
| X  |              |               | Any power unit that has an inoperative wiper, or missing or damaged parts that render it ineffective.  |
| <b>14. OTHER</b>   |              |               |  |
| List any other condition(s) which may prevent safe operation of this vehicle.<br><u>Windshield</u> |              |               |  |

INSTRUCTIONS: MARK COLUMN ENTRIES TO VERIFY INSPECTION ✓ OK, X NEEDS REPAIR, NA IF ITEMS DO NOT APPLY, REPAIRED DATE

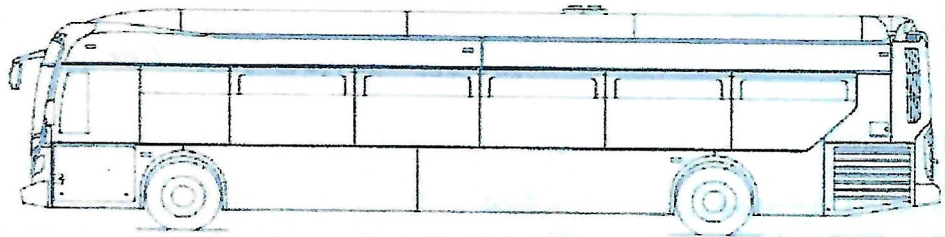
CERTIFICATION: THIS VEHICLE HAS PASSED ALL THE INSPECTION ITEMS FOR THE ANNUAL VEHICLE INSPECTION IN ACCORDANCE WITH 49 CFR PART 396.



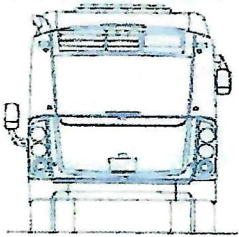
Bus Name: Studio 1



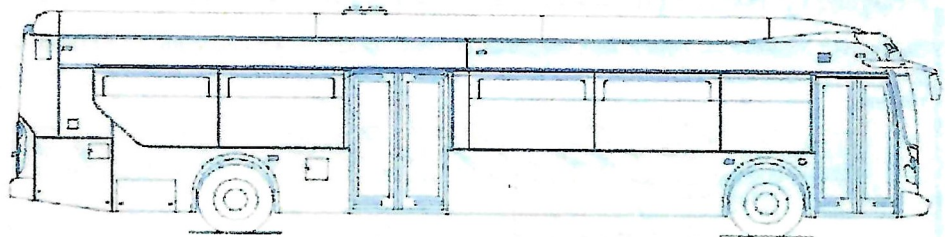
Front View



Streetside View



Rear View



Curbside View

Bill To

TOTAL

\$1,266.14

Expires: 12/17/2022

| Expires    | Exp. Close | Project | Sales Rep |
|------------|------------|---------|-----------|
| 12/17/2022 | 11/17/2022 | Studio1 |           |

| Quantity | Item   | Rate     | Amount     |
|----------|--|----------|------------|
| 1        | <b>Sub-Repair(s)</b><br>DOT ESTIMATE                                     |          | \$0.00     |
| 1        | <b>Sub-Repair(s)</b><br>windshield                                       | \$878.25 | \$878.25   |
| 1        | <b>Sub-Repair(s)</b><br>jump seat belt                                   | \$75.50  | \$75.50    |
| 1        | <b>Sub-Repair(s)</b><br>labor  | \$150.00 | \$150.00   |
|          | <b>Subtotal</b>  |          | \$1,103.75 |
|          | <b>Shop Supply / EPA Fee</b><br>Shop Supply / EPA Fee                    | 5%       | \$55.19    |
| 1        | <b>Sub-Repair(s)</b><br>TBD ITEMS:<br>escape hatch<br>windshield install |          | \$0.00     |

**Subtotal** \$1,158.94**Tax Total (%)** \$107.20**Total** \$1,266.14

Bill To

TOTAL

\$1,240.04

Expires: 12/17/2022

| Expires    | Exp. Close | Project | Sales Rep |
|------------|------------|---------|-----------|
| 12/17/2022 | 11/17/2022 | Studio1 |           |

| Quantity | Item  | Rate     | Amount     |
|----------|---|----------|------------|
| 1        | <b>Sub-Repair(s)</b><br>smoke/c02 detector  | \$75.50  | \$75.50    |
| 0.25     | <b>Sub-Repair(s)</b><br>labor   | \$150.00 | \$37.50    |
| 1        | <b>Sub-Repair(s)</b><br>#3 cruise air fan motor                                       | \$286.50 | \$286.50   |
| 1.5      | <b>Sub-Repair(s)</b><br>labor   | \$150.00 | \$225.00   |
| 1        | <b>Sub-Repair(s)</b><br>passenger side top convex mirror                              | \$135.55 | \$135.55   |
| 2.5      | <b>Sub-Repair(s)</b><br>labor   | \$150.00 | \$375.00   |
|          | <b>Subtotal</b>   |          | \$1,135.05 |
| 1        | <b>Sub-Repair(s)</b><br>TBD ITEMS:<br>driver stereo<br>backup monitor<br>wrap removal |          | \$0.00     |

Subtotal \$1,135.05

Tax Total (%) \$104.99

Total \$1,240.04

