

Busforsale.com ~ Bus Inspection

| | | | |
|-----------------|------------------------------|----------------------|--------------------------|
| Today's Date | 5/1/2023 | Bus Name | Avalanche |
| Yr/Make/Model | 2005 Prevost XLII | VIN# | 2PCY3349541028309 |
| Mileage | 149,694 / ECM 367,091 | Door Code | 11311 (inop) |
| Engine Type | Detroit Series 60 | Transmission Type | Allison B500 |
| Engine Serial # | 06R074934 | Generator | Gen Hours |
| | | Transmission Serial# | 6618128892 |
| | | | 14,420 |

DOT Compliance Items

| | OK | Repair | Technician's Notes: | Qty: | Per Piece: | Price: | Labor: |
|----------------------------|-------------------------------------|-------------------------------------|-------------------------------|------|------------|------------|--------|
| Driving Fog Lights * | <input checked="" type="checkbox"/> | <input type="checkbox"/> | | | | | |
| Gauge Lights * | <input type="checkbox"/> | <input checked="" type="checkbox"/> | needs 5 | 5 | \$7.28 | \$36.40 | 1.5 |
| Dash Lights * | <input type="checkbox"/> | <input checked="" type="checkbox"/> | see above | | | | |
| ABS Light * | <input type="checkbox"/> | <input checked="" type="checkbox"/> | on | | | | TBD |
| Headlights * | <input checked="" type="checkbox"/> | <input type="checkbox"/> | | | | | |
| Brake Lights * | <input type="checkbox"/> | <input checked="" type="checkbox"/> | 1 upper red | 1 | \$128.88 | \$128.88 | 0.25 |
| Clearance Lights * | <input type="checkbox"/> | <input checked="" type="checkbox"/> | 3 upper amber - 2 lower amber | 5 | \$49.30 | \$246.50 | 2.25 |
| Tail Lights * | <input type="checkbox"/> | <input checked="" type="checkbox"/> | 1 led red | 1 | \$102.49 | \$102.49 | 0.5 |
| Turn Lights * | <input type="checkbox"/> | <input checked="" type="checkbox"/> | d/s front | 1 | \$203.06 | \$203.06 | 0.5 |
| Escape Hatch Operational * | <input type="checkbox"/> | <input checked="" type="checkbox"/> | none | | | | TBD |
| Windshield * | <input type="checkbox"/> | <input checked="" type="checkbox"/> | p/s cracked | 1 | \$1,125.87 | \$1,125.87 | 2.25 |
| Driver Glass * | <input checked="" type="checkbox"/> | <input type="checkbox"/> | | | | | |
| Windshield Wipers * | <input checked="" type="checkbox"/> | <input type="checkbox"/> | | | | | |
| Upper Control Arms * | <input type="checkbox"/> | <input checked="" type="checkbox"/> | need replaced | 2 | \$1,364.30 | \$2,728.60 | 8 |
| Lower Control Arms * | <input type="checkbox"/> | <input checked="" type="checkbox"/> | d/s bent | 2 | \$1,351.47 | \$2,702.94 | 8 |
| Suspension - Front * | <input checked="" type="checkbox"/> | <input type="checkbox"/> | | | | | |
| Suspension - Rear * | <input checked="" type="checkbox"/> | <input type="checkbox"/> | | | | | |
| Power Steering * | <input checked="" type="checkbox"/> | <input type="checkbox"/> | | | | | |
| Exhaust System/Muffler * | <input checked="" type="checkbox"/> | <input type="checkbox"/> | | | | | |

Brakes

| | | | | | | | |
|-----------------|-------------------------------------|-------------------------------------|-----------------------|---|----------|----------|---|
| Front % * | <input checked="" type="checkbox"/> | <input type="checkbox"/> | | | | | |
| Drive % * | <input checked="" type="checkbox"/> | <input type="checkbox"/> | | | | | |
| Tag % * | <input checked="" type="checkbox"/> | <input type="checkbox"/> | | | | | |
| Jake Brake * | <input checked="" type="checkbox"/> | <input type="checkbox"/> | | | | | |
| Shock - Front * | <input checked="" type="checkbox"/> | <input type="checkbox"/> | | | | | |
| Shock - Rear * | <input type="checkbox"/> | <input checked="" type="checkbox"/> | need drive & tag axle | 6 | \$156.53 | \$939.18 | 3 |

Tires

| | | | | | | | |
|----------------------|-------------------------------------|-------------------------------------|--------------------------------------|---|------------|------------|-----|
| Front % * | <input checked="" type="checkbox"/> | <input type="checkbox"/> | 15/32 15/32 - DOT2022 | | | | |
| Drive % * | <input checked="" type="checkbox"/> | <input type="checkbox"/> | 11/32 11/32 11/32 11/32 - DOT 2022 | | | | |
| Tag % * | <input type="checkbox"/> | <input checked="" type="checkbox"/> | 12/32 - DOT 2018 -D/S needs replaced | 1 | \$1,514.34 | \$1,514.34 | 1.5 |
| Wheelseals - Front * | <input checked="" type="checkbox"/> | <input type="checkbox"/> | | | | | |
| Wheelseals - Rear * | <input checked="" type="checkbox"/> | <input type="checkbox"/> | | | | | |

Seat Belts

| | | | | | | | |
|-----------------------------|-------------------------------------|-------------------------------------|--|--|--|--|--|
| Driver * | <input checked="" type="checkbox"/> | <input type="checkbox"/> | | | | | |
| Jump * | <input checked="" type="checkbox"/> | <input type="checkbox"/> | | | | | |
| Passenger (if applicable) * | <input checked="" type="checkbox"/> | <input checked="" type="checkbox"/> | | | | | |

Other

| | | | | | | | |
|----------------|--------------------------|-------------------------------------|----------------------|---|------------|------------|-----|
| Alignment | <input type="checkbox"/> | <input checked="" type="checkbox"/> | done w/ control arms | 1 | \$1,060.00 | \$1,060.00 | |
| Sway Bar Links | <input type="checkbox"/> | <input type="checkbox"/> | need replaced | 2 | \$239.66 | \$479.32 | 1.5 |
| Tie Rods | <input type="checkbox"/> | <input type="checkbox"/> | need replaced | 2 | \$427.57 | \$855.14 | 1.5 |
| Main Engine | <input type="checkbox"/> | <input type="checkbox"/> | surges on low idle | | | | TBD |

Bus Name: **Avalanche**

Conversion / Bus Interior

| | OK | Repair | Technician's Notes: | Qty: | Per Piece: | Price: | Labor: |
|-----------------------|-------------------------------------|-------------------------------------|-------------------------|------|------------|----------|--------|
| Smoke/Co2 Detector | <input type="checkbox"/> | <input checked="" type="checkbox"/> | none | 1 | \$110.25 | \$110.25 | 0.25 |
| Switch Lights | <input checked="" type="checkbox"/> | <input type="checkbox"/> | | | | | |
| Switch Identification | <input checked="" type="checkbox"/> | <input type="checkbox"/> | | | | | |
| Water Pump Operation | <input checked="" type="checkbox"/> | <input type="checkbox"/> | | | | | |
| Fresh Water Drain | <input type="checkbox"/> | <input checked="" type="checkbox"/> | needs replaced - broken | | | | TBD |
| Sewer Drain | <input checked="" type="checkbox"/> | <input type="checkbox"/> | | | | | |
| Air Vents Dash | <input checked="" type="checkbox"/> | <input type="checkbox"/> | | | | | |
| Air Vents Coach | <input checked="" type="checkbox"/> | <input type="checkbox"/> | | | | | |
| Driver Stereo | <input checked="" type="checkbox"/> | <input type="checkbox"/> | | | | | |
| BackUp Camera | <input type="checkbox"/> | <input checked="" type="checkbox"/> | no picture | | | | TBD |
| Driver Seat Operation | <input checked="" type="checkbox"/> | <input type="checkbox"/> | | | | | |
| Driver Seat | <input checked="" type="checkbox"/> | <input type="checkbox"/> | | | | | |
| | <input type="checkbox"/> | <input type="checkbox"/> | | | | | |

Finishes

| | | | | | | | |
|--------------------|-------------------------------------|-------------------------------------|----------------------------------|---|--|--|-----|
| Tile Condition | <input checked="" type="checkbox"/> | <input type="checkbox"/> | | | | | |
| Laminate Condition | <input checked="" type="checkbox"/> | <input type="checkbox"/> | | | | | |
| Shower Operational | <input type="checkbox"/> | <input type="checkbox"/> | | | | | |
| Air Pocket Doors | <input checked="" type="checkbox"/> | <input type="checkbox"/> | rear lounge door needs adjusted | | | | TBD |
| Pocket Doors | <input type="checkbox"/> | <input type="checkbox"/> | | | | | |
| Cabinet Hardware | <input type="checkbox"/> | <input checked="" type="checkbox"/> | 2 need adjustment in rear lounge | 2 | | | 1 |
| Ceiling Mirrors | <input type="checkbox"/> | <input type="checkbox"/> | | | | | |
| Shower Head | <input type="checkbox"/> | <input type="checkbox"/> | | | | | |
| Sink Head | <input checked="" type="checkbox"/> | <input type="checkbox"/> | | | | | |
| Upholstery-Front | <input checked="" type="checkbox"/> | <input type="checkbox"/> | | | | | |
| Upholstery-Rear | <input checked="" type="checkbox"/> | <input type="checkbox"/> | | | | | |
| Window Tint | <input checked="" type="checkbox"/> | <input type="checkbox"/> | | | | | |
| Windshield Rubber | <input checked="" type="checkbox"/> | <input type="checkbox"/> | | | | | |

Fuel System

| | | | | | | | |
|------------------|-------------------------------------|--------------------------|----------|--|--|--|--|
| Fuel Level | <input checked="" type="checkbox"/> | <input type="checkbox"/> | 1/2 tank | | | | |
| Level Low System | <input checked="" type="checkbox"/> | <input type="checkbox"/> | | | | | |

Bumpers

| | | | | | | | |
|--------------|-------------------------------------|--------------------------|--|--|--|--|--|
| Front Bumper | <input checked="" type="checkbox"/> | <input type="checkbox"/> | | | | | |
| Rear Bumper | <input checked="" type="checkbox"/> | <input type="checkbox"/> | | | | | |

Keys

| | | | | | | | |
|-------------------|-------------------------------------|-------------------------------------|------------|--|--|--|-----|
| Door Code/Keypad | <input type="checkbox"/> | <input checked="" type="checkbox"/> | inoperable | | | | TBD |
| Door | <input checked="" type="checkbox"/> | <input type="checkbox"/> | | | | | |
| Ignition | <input checked="" type="checkbox"/> | <input type="checkbox"/> | | | | | |
| Engine | <input checked="" type="checkbox"/> | <input type="checkbox"/> | | | | | |
| Bays | <input checked="" type="checkbox"/> | <input type="checkbox"/> | | | | | |
| Cabinets/Interior | <input type="checkbox"/> | <input type="checkbox"/> | | | | | |

Other

| | | | | | | | |
|----------------|--------------------------|-------------------------------------|------------------------------|--|----------|----------|-----|
| Bay Floor | <input type="checkbox"/> | <input checked="" type="checkbox"/> | broken out at genset exhaust | | | | TBD |
| Oil Pan Gasket | <input type="checkbox"/> | <input checked="" type="checkbox"/> | leaking | | \$133.92 | \$133.92 | 2.5 |
| Oil Cooler | <input type="checkbox"/> | <input checked="" type="checkbox"/> | leaking | | \$446.43 | \$446.43 | 6 |
| Balance Light | <input type="checkbox"/> | <input checked="" type="checkbox"/> | on - on dash (vanner) | | | | TBD |
| | <input type="checkbox"/> | <input type="checkbox"/> | | | | | |
| | <input type="checkbox"/> | <input type="checkbox"/> | | | | | |

Electronics / Remotes

| | OK | Repair | Technician's Notes: | Qty: | Per Piece: | Price: | Labor: |
|-----------------------------|-------------------------------------|-------------------------------------|----------------------------------|------|------------|----------|--------|
| Stereo Operational-F | <input checked="" type="checkbox"/> | <input type="checkbox"/> | | | | | |
| Stereo Operational-R | <input checked="" type="checkbox"/> | <input type="checkbox"/> | | | | | |
| TV - Front | <input checked="" type="checkbox"/> | <input type="checkbox"/> | | | | | |
| TV - Rear | <input checked="" type="checkbox"/> | <input type="checkbox"/> | | | | | |
| Generator Remote Start | <input checked="" type="checkbox"/> | <input type="checkbox"/> | | | | | |
| Genset Batteries | <input checked="" type="checkbox"/> | <input type="checkbox"/> | | | | | |
| Inverter Remote | <input checked="" type="checkbox"/> | <input type="checkbox"/> | | | | | |
| In-Motion Satellite Locks | <input type="checkbox"/> | <input type="checkbox"/> | unknown | | | | |
| Speakers Operational | <input checked="" type="checkbox"/> | <input type="checkbox"/> | | | | | |
| Satellite Syst. Operational | <input type="checkbox"/> | <input type="checkbox"/> | unknown | | | | |
| Rooftop A/C | <input type="checkbox"/> | <input checked="" type="checkbox"/> | 2 need new interior cover panels | 2 | \$127.15 | \$254.30 | 1 |

Switches / Gauges / Lights

| | | | | | | | |
|---------------------------|-------------------------------------|-------------------------------------|--------------------------------|-----|----------|----------|------|
| Ship to Shore Switch/Plug | <input checked="" type="checkbox"/> | <input type="checkbox"/> | | | | | |
| Interior Lights 12v | <input type="checkbox"/> | <input checked="" type="checkbox"/> | needs 4 ceiling bulbs | 4 | \$6.18 | \$24.72 | 0.25 |
| Interior Lights 120v | <input checked="" type="checkbox"/> | <input type="checkbox"/> | | | | | |
| Light Switches | <input checked="" type="checkbox"/> | <input type="checkbox"/> | | | | | |
| Step Lights | <input type="checkbox"/> | <input checked="" type="checkbox"/> | inoperable | all | | | TBD |
| Buddy Light | <input checked="" type="checkbox"/> | <input type="checkbox"/> | | | | | |
| Driver Light | <input type="checkbox"/> | <input checked="" type="checkbox"/> | inoperable | 1 | \$30.51 | \$30.51 | 0.5 |
| Day/Night Shades | <input type="checkbox"/> | <input checked="" type="checkbox"/> | d/s rear lounge need re-strung | 1 | | | TBD |
| Toilet | <input checked="" type="checkbox"/> | <input type="checkbox"/> | | | | | |
| Speedometer | <input checked="" type="checkbox"/> | <input type="checkbox"/> | | | | | |
| Fuel Gauge | <input checked="" type="checkbox"/> | <input type="checkbox"/> | | | | | |
| Temp Gauge | <input checked="" type="checkbox"/> | <input type="checkbox"/> | | | | | |
| Amp Gauge | <input checked="" type="checkbox"/> | <input type="checkbox"/> | | | | | |
| Volt Gauge | <input checked="" type="checkbox"/> | <input type="checkbox"/> | | | | | |
| DC Volt Gauge | <input type="checkbox"/> | <input checked="" type="checkbox"/> | inoperable | 1 | \$389.81 | \$389.81 | 3 |

Operations

| | | | | | | | |
|----------------------------|-------------------------------------|-------------------------------------|-------------------------|---|------------|------------|-----|
| Roof Vent Fans | <input type="checkbox"/> | <input type="checkbox"/> | | | | | |
| Roof/CruiseAir Operational | <input checked="" type="checkbox"/> | <input type="checkbox"/> | | | | | |
| Roof/Cruise Air Filters | <input type="checkbox"/> | <input checked="" type="checkbox"/> | need cleaned | 5 | | | 0.5 |
| Hot Water Heater | <input type="checkbox"/> | <input checked="" type="checkbox"/> | need replaced (burst) | 1 | \$738.15 | \$738.15 | TBD |
| Step Slide Operational | <input type="checkbox"/> | <input type="checkbox"/> | | | | | |
| Webasto | <input type="checkbox"/> | <input type="checkbox"/> | | | | | |
| Toe Kick Heaters | <input type="checkbox"/> | <input checked="" type="checkbox"/> | front lounge inoperable | 1 | | | TBD |
| Heat Pumps | <input checked="" type="checkbox"/> | <input type="checkbox"/> | | | | | |
| Fan Clutch | <input type="checkbox"/> | <input checked="" type="checkbox"/> | locked in | 1 | \$2,109.74 | \$2,109.74 | 2.5 |
| City/Air Horn | <input checked="" type="checkbox"/> | <input type="checkbox"/> | | | | | |
| A/C Air Tank | <input checked="" type="checkbox"/> | <input type="checkbox"/> | | | | | |
| Alignment | <input type="checkbox"/> | <input checked="" type="checkbox"/> | see page 1 | | | | |

Bunks

| | | | | | | | |
|----------------|-------------------------------------|-------------------------------------|--------------|---|---------|---------|------|
| Bunk Lights | <input type="checkbox"/> | <input checked="" type="checkbox"/> | 1 inoperable | 1 | \$12.97 | \$12.97 | 0.25 |
| Condo Curtains | <input type="checkbox"/> | <input checked="" type="checkbox"/> | none | | | | TBD |
| Bunk Curtains | <input checked="" type="checkbox"/> | <input type="checkbox"/> | | | | | |
| Mattresses | <input checked="" type="checkbox"/> | <input type="checkbox"/> | | | | | |
| Bunk TV's | <input type="checkbox"/> | <input type="checkbox"/> | did not test | | | | |
| | <input type="checkbox"/> | <input type="checkbox"/> | | | | | |

Busforsale.com ~ Bus Inspection

Bus Name: **Avalanche**

Engine & Mechanical

| | OK | Repair | Technician's Notes: | Qty: | Per Piece: | Price: | Labor: |
|--------------------------|-------------------------------------|-------------------------------------|--|------|------------|------------|--------|
| ECM Codes | <input type="checkbox"/> | <input checked="" type="checkbox"/> | pid 351 inactive - electrical fault | | | | TBD |
| House Alternator Charge | <input checked="" type="checkbox"/> | <input type="checkbox"/> | | | | | |
| Drive AC Operational | <input type="checkbox"/> | <input type="checkbox"/> | unknown | | | | |
| Coach AC Operational | <input type="checkbox"/> | <input type="checkbox"/> | unknown | | | | |
| Coach AC Components | <input type="checkbox"/> | <input type="checkbox"/> | unknown | | | | |
| HVAC Motor Brushes | <input type="checkbox"/> | <input type="checkbox"/> | unknown - alt & 1 inop - will not power up | | | | TBD |
| House Batteries | <input checked="" type="checkbox"/> | <input type="checkbox"/> | | | | | |
| Chassis Batteries | <input checked="" type="checkbox"/> | <input type="checkbox"/> | | | | | |
| Radiator Condition | <input checked="" type="checkbox"/> | <input type="checkbox"/> | | | | | |
| Belt Condition | <input type="checkbox"/> | <input checked="" type="checkbox"/> | needs all belts | 6 | \$50.41 | \$302.45 | 0.5 |
| Charge Air Cooler | <input checked="" type="checkbox"/> | <input type="checkbox"/> | | | | | |
| Airbags | <input checked="" type="checkbox"/> | <input type="checkbox"/> | | | | | |
| Transmission Seal | <input checked="" type="checkbox"/> | <input type="checkbox"/> | | | | | |
| Rear Main Seal | <input type="checkbox"/> | <input checked="" type="checkbox"/> | | 1 | \$1,928.50 | \$1,928.50 | 10.75 |
| Pinion Seal | <input checked="" type="checkbox"/> | <input type="checkbox"/> | | | | | |
| Mitre Box Seals | <input checked="" type="checkbox"/> | <input type="checkbox"/> | | | | | |
| 50DN Seals | <input checked="" type="checkbox"/> | <input checked="" type="checkbox"/> | | | | | |
| Charging | <input type="checkbox"/> | <input checked="" type="checkbox"/> | alt light on - need #1 alt | 1 | \$1,321.04 | \$1,321.04 | 2 |
| Mitre Box Dipstick | <input checked="" type="checkbox"/> | <input type="checkbox"/> | | | | | |
| Oil Dipstick | <input checked="" type="checkbox"/> | <input type="checkbox"/> | | | | | |
| Trans Dipstick | <input checked="" type="checkbox"/> | <input type="checkbox"/> | | | | | |
| Differential Oil | <input checked="" type="checkbox"/> | <input type="checkbox"/> | | | | | |
| Coolant Level | <input checked="" type="checkbox"/> | <input type="checkbox"/> | | | | | |
| Transmission Fluid Level | <input checked="" type="checkbox"/> | <input type="checkbox"/> | | | | | |
| Motor Oil Level | <input checked="" type="checkbox"/> | <input type="checkbox"/> | | | | | |
| Power Steering Level | <input checked="" type="checkbox"/> | <input type="checkbox"/> | | | | | |
| | <input type="checkbox"/> | <input type="checkbox"/> | | | | | |
| | <input type="checkbox"/> | <input type="checkbox"/> | | | | | |

Exterior

| | | | | | | | |
|-------------------------|-------------------------------------|-------------------------------------|----------------|---|------------|------------|------|
| Body Damage | <input type="checkbox"/> | <input type="checkbox"/> | see page 6 | | | | |
| Bay Door Shocks | <input checked="" type="checkbox"/> | <input type="checkbox"/> | | | | | |
| Bay Door Actuators | <input type="checkbox"/> | <input checked="" type="checkbox"/> | needs 5 | 5 | \$106.94 | \$534.70 | 1.75 |
| Bay Door Operation | <input checked="" type="checkbox"/> | <input type="checkbox"/> | | | | | |
| Roof Inspection | <input checked="" type="checkbox"/> | <input type="checkbox"/> | | | | | |
| Roof Seals | <input checked="" type="checkbox"/> | <input type="checkbox"/> | | | | | |
| Mirror Chrome Condition | <input type="checkbox"/> | <input checked="" type="checkbox"/> | flaking | 2 | \$1,860.01 | \$3,720.01 | TBD |
| Door Latches | <input checked="" type="checkbox"/> | <input type="checkbox"/> | | | | | |
| Trailer Wiring | <input checked="" type="checkbox"/> | <input type="checkbox"/> | | | | | |
| Rub Rails | <input checked="" type="checkbox"/> | <input type="checkbox"/> | | | | | |
| Side Glass | <input checked="" type="checkbox"/> | <input type="checkbox"/> | | | | | |
| Entrance Door Glass | <input checked="" type="checkbox"/> | <input type="checkbox"/> | | | | | |
| Shore Cord | <input checked="" type="checkbox"/> | <input type="checkbox"/> | | | | | |
| Awning Operable | <input checked="" type="checkbox"/> | <input checked="" type="checkbox"/> | | | | | |
| Docking Lights | <input type="checkbox"/> | <input checked="" type="checkbox"/> | d/s front | 1 | \$189.30 | \$189.30 | 0.25 |
| Mirror Operation | <input type="checkbox"/> | <input checked="" type="checkbox"/> | all inoperable | | | | TBD |
| Paint Repair | <input type="checkbox"/> | <input type="checkbox"/> | see page 6 | | | | |
| Vanner | <input type="checkbox"/> | <input checked="" type="checkbox"/> | needs replaced | 1 | \$1,203.00 | \$1,203.00 | 0.75 |

ANNUAL VEHICLE INSPECTION REPORT

| VEHICLE HISTORY RECORD | |
|------------------------|-------------------|
| REPORT NUMBER | FLEET UNIT NUMBER |
| | |
| DATE | |

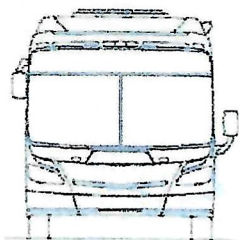

| | |
|--|--|
| MOTOR CARRIER OPERATOR | INSPECTOR'S NAME (PRINT OR TYPE) |
| ADDRESS | THIS INSPECTOR MEETS THE QUALIFICATION REQUIREMENTS IN SECTION 396.19. <input type="checkbox"/> YES |
| CITY, STATE, ZIP CODE | VEHICLE IDENTIFICATION (<input checked="" type="checkbox"/> AND COMPLETE) <input type="checkbox"/> LIC. PLATE NO. <input type="checkbox"/> VIN <input type="checkbox"/> OTHER |
| VEHICLE TYPE <input type="checkbox"/> TRACTOR <input type="checkbox"/> TRAILER <input type="checkbox"/> TRUCK <input type="checkbox"/> BUS <input type="checkbox"/> (OTHER) | INSPECTION AGENCY/LOCATION (OPTIONAL) |

| VEHICLE COMPONENTS INSPECTED | | | | | | | | | | | |
|-------------------------------------|-------------------------------------|---------------|---|-------------------------------------|-------------------------------------|---------------|--|-------------------------------------|-------------------------------------|---------------|---|
| OK | NEEDS REPAIR | REPAIRED DATE | ITEM | OK | NEEDS REPAIR | REPAIRED DATE | ITEM | OK | NEEDS REPAIR | REPAIRED DATE | ITEM |
| <input checked="" type="checkbox"/> | <input checked="" type="checkbox"/> | | 1. BRAKE SYSTEM | <input checked="" type="checkbox"/> | <input checked="" type="checkbox"/> | | 6. SAFE LOADING | <input checked="" type="checkbox"/> | <input checked="" type="checkbox"/> | | 10. TIRES |
| <input checked="" type="checkbox"/> | <input checked="" type="checkbox"/> | | a. Service Brakes | <input checked="" type="checkbox"/> | <input checked="" type="checkbox"/> | | a. Part(s) of vehicle or condition of loading such that the spare tire or any part of the load or dunnage can fall onto the roadway. | <input checked="" type="checkbox"/> | <input checked="" type="checkbox"/> | | a. Tires on any steering axle of a power unit. |
| <input checked="" type="checkbox"/> | <input checked="" type="checkbox"/> | | b. Parking Brake System | <input checked="" type="checkbox"/> | <input checked="" type="checkbox"/> | | b. Protection against shifting cargo. | <input checked="" type="checkbox"/> | <input checked="" type="checkbox"/> | | b. All other tires. |
| <input checked="" type="checkbox"/> | <input checked="" type="checkbox"/> | | c. Brake Drums or Rotors | <input checked="" type="checkbox"/> | <input checked="" type="checkbox"/> | | c. Container securement devices on intermodal equipment. | <input checked="" type="checkbox"/> | <input checked="" type="checkbox"/> | | 11. WHEELS AND RIMS |
| <input checked="" type="checkbox"/> | <input checked="" type="checkbox"/> | | d. Brake Hose | <input checked="" type="checkbox"/> | <input checked="" type="checkbox"/> | | | <input checked="" type="checkbox"/> | <input checked="" type="checkbox"/> | | a. Lock or Side Ring |
| <input checked="" type="checkbox"/> | <input checked="" type="checkbox"/> | | e. Brake Tubing | <input checked="" type="checkbox"/> | <input checked="" type="checkbox"/> | | | <input checked="" type="checkbox"/> | <input checked="" type="checkbox"/> | | b. Wheels and Rims |
| <input checked="" type="checkbox"/> | <input checked="" type="checkbox"/> | | f. Low Pressure Warning Device | <input checked="" type="checkbox"/> | <input checked="" type="checkbox"/> | | | <input checked="" type="checkbox"/> | <input checked="" type="checkbox"/> | | c. Fasteners |
| <input checked="" type="checkbox"/> | <input checked="" type="checkbox"/> | | g. Tractor Protection Valve | <input checked="" type="checkbox"/> | <input checked="" type="checkbox"/> | | | <input checked="" type="checkbox"/> | <input checked="" type="checkbox"/> | | d. Welds |
| <input checked="" type="checkbox"/> | <input checked="" type="checkbox"/> | | h. Air Compressor | <input checked="" type="checkbox"/> | <input checked="" type="checkbox"/> | | 7. STEERING MECHANISM | <input checked="" type="checkbox"/> | <input checked="" type="checkbox"/> | | 12. WINDSHIELD GLAZING |
| <input checked="" type="checkbox"/> | <input checked="" type="checkbox"/> | | i. Electric Brakes | <input checked="" type="checkbox"/> | <input checked="" type="checkbox"/> | | a. Steering Wheel Free Play | <input checked="" type="checkbox"/> | <input checked="" type="checkbox"/> | | Requirements and exceptions as stated pertaining to any crack, discoloration or vision reducing matter (reference 393.60 for exceptions). |
| <input checked="" type="checkbox"/> | <input checked="" type="checkbox"/> | | j. Hydraulic Brakes | <input checked="" type="checkbox"/> | <input checked="" type="checkbox"/> | | b. Steering Column | <input checked="" type="checkbox"/> | <input checked="" type="checkbox"/> | | 13. WINDSHIELD WIPERS |
| <input checked="" type="checkbox"/> | <input checked="" type="checkbox"/> | | k. Vacuum Systems | <input checked="" type="checkbox"/> | <input checked="" type="checkbox"/> | | c. Front Axle Beam and All Steering Components Other Than Steering Column | <input checked="" type="checkbox"/> | <input checked="" type="checkbox"/> | | Any power unit that has an inoperative wiper, or missing or damaged parts that render it ineffective. |
| <input checked="" type="checkbox"/> | <input checked="" type="checkbox"/> | | 2. COUPLING DEVICES | <input checked="" type="checkbox"/> | <input checked="" type="checkbox"/> | | d. Steering Gear Box | <input checked="" type="checkbox"/> | <input checked="" type="checkbox"/> | | 14. OTHER |
| <input checked="" type="checkbox"/> | <input checked="" type="checkbox"/> | | a. Fifth Wheels | <input checked="" type="checkbox"/> | <input checked="" type="checkbox"/> | | e. Pitman Arm | <input checked="" type="checkbox"/> | <input checked="" type="checkbox"/> | | List any other condition(s) which may prevent safe operation of this vehicle. |
| <input checked="" type="checkbox"/> | <input checked="" type="checkbox"/> | | b. Pintle Hooks | <input checked="" type="checkbox"/> | <input checked="" type="checkbox"/> | | f. Power Steering | <input checked="" type="checkbox"/> | <input checked="" type="checkbox"/> | | <u>lights</u> |
| <input checked="" type="checkbox"/> | <input checked="" type="checkbox"/> | | c. Drawbar/Towbar Eye | <input checked="" type="checkbox"/> | <input checked="" type="checkbox"/> | | g. Ball and Socket Joints | <input checked="" type="checkbox"/> | <input checked="" type="checkbox"/> | | <u>windshield</u> |
| <input checked="" type="checkbox"/> | <input checked="" type="checkbox"/> | | d. Drawbar/Towbar Tongue | <input checked="" type="checkbox"/> | <input checked="" type="checkbox"/> | | h. Tie Rods and Drag Links | <input checked="" type="checkbox"/> | <input checked="" type="checkbox"/> | | <u>shocks</u> |
| <input checked="" type="checkbox"/> | <input checked="" type="checkbox"/> | | e. Safety Devices | <input checked="" type="checkbox"/> | <input checked="" type="checkbox"/> | | i. Nuts | <input checked="" type="checkbox"/> | <input checked="" type="checkbox"/> | | <u>upper control arms</u> |
| <input checked="" type="checkbox"/> | <input checked="" type="checkbox"/> | | f. Saddle-Mounts | <input checked="" type="checkbox"/> | <input checked="" type="checkbox"/> | | j. Steering System | <input checked="" type="checkbox"/> | <input checked="" type="checkbox"/> | | <u>lower control arms</u> |
| <input checked="" type="checkbox"/> | <input checked="" type="checkbox"/> | | 3. EXHAUST SYSTEM | <input checked="" type="checkbox"/> | <input checked="" type="checkbox"/> | | 8. SUSPENSION | <input checked="" type="checkbox"/> | <input checked="" type="checkbox"/> | | <u>stabilizer links</u> |
| <input checked="" type="checkbox"/> | <input checked="" type="checkbox"/> | | a. Exhaust system leaking forward of or directly below the driver/sleeper compartment. | <input checked="" type="checkbox"/> | <input checked="" type="checkbox"/> | | a. Any U-bolt(s), spring hanger(s), or other axle positioning part(s) cracked, broken, loose or missing resulting in shifting of an axle from its normal position. | <input checked="" type="checkbox"/> | <input checked="" type="checkbox"/> | | <u>tie rods</u> |
| <input checked="" type="checkbox"/> | <input checked="" type="checkbox"/> | | b. Bus exhaust system leaking or discharging in violation of standard. | <input checked="" type="checkbox"/> | <input checked="" type="checkbox"/> | | b. Spring Assembly | <input checked="" type="checkbox"/> | <input checked="" type="checkbox"/> | | <u>tag tire</u> |
| <input checked="" type="checkbox"/> | <input checked="" type="checkbox"/> | | c. Exhaust system likely to burn, char, or damage the electrical wiring, fuel supply, or any combustible part of the motor vehicle. | <input checked="" type="checkbox"/> | <input checked="" type="checkbox"/> | | c. Torque, Radius or Tracking Components | <input checked="" type="checkbox"/> | <input checked="" type="checkbox"/> | | |
| <input checked="" type="checkbox"/> | <input checked="" type="checkbox"/> | | 4. FUEL SYSTEM | <input checked="" type="checkbox"/> | <input checked="" type="checkbox"/> | | 9. FRAME | <input checked="" type="checkbox"/> | <input checked="" type="checkbox"/> | | |
| <input checked="" type="checkbox"/> | <input checked="" type="checkbox"/> | | a. Visible leak. | <input checked="" type="checkbox"/> | <input checked="" type="checkbox"/> | | a. Frame Members | <input checked="" type="checkbox"/> | <input checked="" type="checkbox"/> | | |
| <input checked="" type="checkbox"/> | <input checked="" type="checkbox"/> | | b. Fuel tank filler cap missing. | <input checked="" type="checkbox"/> | <input checked="" type="checkbox"/> | | b. Tire and Wheel Clearance | <input checked="" type="checkbox"/> | <input checked="" type="checkbox"/> | | |
| <input checked="" type="checkbox"/> | <input checked="" type="checkbox"/> | | c. Fuel tank securely attached. | <input checked="" type="checkbox"/> | <input checked="" type="checkbox"/> | | c. Adjustable Axle Assemblies (Sliding Subframes) | <input checked="" type="checkbox"/> | <input checked="" type="checkbox"/> | | |
| <input checked="" type="checkbox"/> | <input checked="" type="checkbox"/> | | 5. LIGHTING DEVICES | <input checked="" type="checkbox"/> | <input checked="" type="checkbox"/> | | | <input checked="" type="checkbox"/> | <input checked="" type="checkbox"/> | | |
| <input checked="" type="checkbox"/> | <input checked="" type="checkbox"/> | | All lighting devices and reflectors required by Part 393 shall be operable. | <input checked="" type="checkbox"/> | <input checked="" type="checkbox"/> | | | <input checked="" type="checkbox"/> | <input checked="" type="checkbox"/> | | |

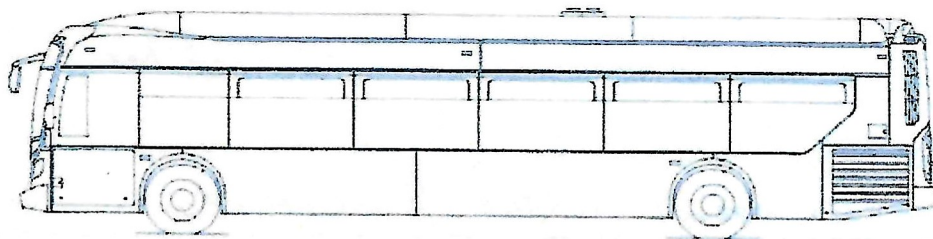
INSTRUCTIONS: MARK COLUMN ENTRIES TO VERIFY INSPECTION: ☒ OK, ☒ NEEDS REPAIR, ☒ NA IF ITEMS DO NOT APPLY, REPAIRED DATE

CERTIFICATION: THIS VEHICLE HAS PASSED ALL THE INSPECTION ITEMS FOR THE ANNUAL VEHICLE INSPECTION IN ACCORDANCE WITH 49 CFR PART 396.

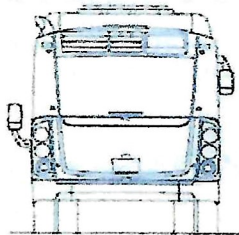
Bus Name: **Avalanche**



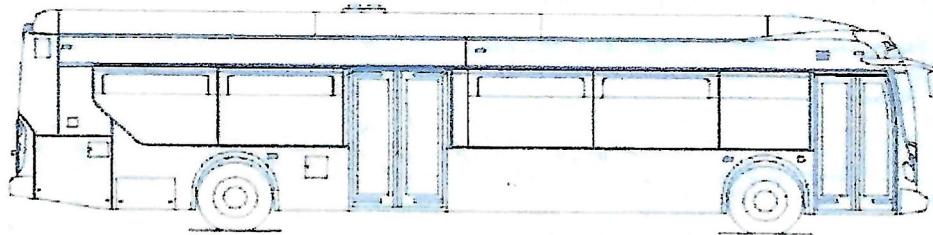
Front View



Streetside View



Rear View



Curbside View

Bill To

TOTAL

\$18,831.73

Expires: 06/01/2023

| Expires | Exp. Close | Project | Sales Rep |
|------------|------------|---------------------|-----------|
| 06/01/2023 | 05/02/2023 | Avalanche Avalanche | |

| Quantity | Item | Rate | Amount |
|----------|--|------------|------------|
| 1 | Sub-Repair(s) DOT ESTIMATE | | \$0.00 |
| 5 | Sub-Repair(s) gauge/dash lights | \$7.28 | \$36.40 |
| 1.5 | Sub-Repair(s) labor | \$150.00 | \$225.00 |
| 1 | Sub-Repair(s) brake lights | \$128.88 | \$128.88 |
| 0.25 | Sub-Repair(s) labor | \$150.00 | \$37.50 |
| 5 | Sub-Repair(s) clearance lights | \$49.30 | \$246.50 |
| 2.25 | Sub-Repair(s) labor | \$150.00 | \$337.50 |
| 1 | Sub-Repair(s) tail lights | \$102.49 | \$102.49 |
| 0.5 | Sub-Repair(s) labor | \$150.00 | \$75.00 |
| 1 | Sub-Repair(s) turn lights | \$203.06 | \$203.06 |
| 0.5 | Sub-Repair(s) labor | \$150.00 | \$75.00 |
| 1 | Sub-Repair(s) windshield | \$1,125.87 | \$1,125.87 |
| 2.25 | Sub-Repair(s) labor | \$150.00 | \$337.50 |
| 2 | Sub-Repair(s) upper control arms | \$1,364.30 | \$2,728.60 |
| 8 | Sub-Repair(s) labor | \$150.00 | \$1,200.00 |
| 2 | Sub-Repair(s) lower control arms | \$1,351.47 | \$2,702.94 |



| Quantity | Item | Rate | Amount |
|----------|--|------------|-------------|
| 8 | Sub-Repair(s) labor | \$150.00 | \$1,200.00 |
| 1 | Sub-Repair(s) alignment (done w/control arms) | \$1,060.00 | \$1,060.00 |
| 6 | Sub-Repair(s) shock - drive & tag axle | \$156.53 | \$939.18 |
| 3 | Sub-Repair(s) labor | \$150.00 | \$450.00 |
| 1 | Sub-Repair(s) tire - tag | \$1,514.34 | \$1,514.34 |
| 1.5 | Sub-Repair(s) labor | \$150.00 | \$225.00 |
| 2 | Sub-Repair(s) sway bar links | \$239.66 | \$479.32 |
| 1.5 | Sub-Repair(s) labor | \$150.00 | \$225.00 |
| 2 | Sub-Repair(s) tie rods | \$427.57 | \$855.14 |
| 1.5 | Sub-Repair(s) labor | \$150.00 | \$225.00 |
| | SubTotal SubTotal | | \$16,735.22 |
| 1 | Sub-Repair(s) shop/epa fee | | \$502.06 |
| 1 | Sub-Repair(s) TO BE DETERMINED ITEMS: abs light on escape hatch main engine surge on low idle | | \$0.00 |

Subtotal \$17,237.28**Tax Total (%)** \$1,594.45**Total** \$18,831.73



BusForSale.com

Estimate

#60
05/02/2023

Key Considerations

- This quote is an estimate based on routing provided. A final invoice may be issued for any additional expenses.
- Any additional expenses will be billed to the credit card on file (from the contract) for any additional expenses not included in the quote, but remain unpaid after 30 days from the invoice date. In addition, any tolls that are received by Encore after tour completion will be charged to the credit on file. (Most times the municipalities are tardy in sending out toll charges.)
- Buses are not held until a signed contract and deposit are received.

Costs to Be Paid by Customer by Client Credit Card or "Float" while on Tour

- Parking
- Tolls
- Permits
- Bus supplies and/or stock
- Daily hotels on tour
- Taxes

DOT Compliance

In accordance with the Federal DOT regulations the driver of the vehicle may not exceed 10 hours of driving time or 15 hours of on-duty time without taking an 8 hour off-duty break. The driver may not exceed 60 hours of on-duty time in a 7 day period or 70 hours of on-duty time in an 8 day period. With the new ELD laws in effect, there is an increased demand for double-drivers. If a double driver is needed, we must be notified within 14 days prior to the trip or we cannot be held responsible, or we may not be able to accommodate the request.



Bill To

TOTAL

\$20,831.37

Expires: 06/01/2023

| Expires | Exp. Close | Project | Sales Rep |
|------------|------------|---------------------|-----------|
| 06/01/2023 | 05/02/2023 | Avalanche Avalanche | |

| Quantity | Item | Rate | Amount |
|----------|---|-----------|----------|
| 1 | Sub-Repair(s) smoke/c02 detector | \$110.25 | \$110.25 |
| 0.25 | Sub-Repair(s) labor | \$150.00 | \$37.50 |
| 1 | Sub-Repair(s) adjust cabinet hardware in lounge | \$150.00 | \$150.00 |
| 1 | Sub-Repair(s) oil pan gasket leak | \$133.92 | \$133.92 |
| 2.5 | Sub-Repair(s) labor | \$150.00 | \$375.00 |
| 1 | Sub-Repair(s) oil cooler leak | \$446.43 | \$446.43 |
| 6 | Sub-Repair(s) labor | \$150.00 | \$900.00 |
| 2 | Sub-Repair(s) rooftop a/c interior cover panels | \$127.115 | \$254.23 |
| 1 | Sub-Repair(s) labor | \$150.00 | \$150.00 |
| 4 | Sub-Repair(s) interior lights 12v | \$6.18 | \$24.72 |
| 0.25 | Sub-Repair(s) labor | \$150.00 | \$37.50 |
| 1 | Sub-Repair(s) driver light | \$30.51 | \$30.51 |
| 0.5 | Sub-Repair(s) labor | \$150.00 | \$75.00 |
| 1 | Sub-Repair(s) dc volt gauge | \$389.81 | \$389.81 |
| 3 | Sub-Repair(s) labor | \$150.00 | \$450.00 |
| 0.5 | Sub-Repair(s) roof/cruise air filters cleaned | \$150.00 | \$75.00 |



| Quantity | Item | Rate | Amount |
|----------|---|------------|-------------|
| 1 | Sub-Repair(s) hot water heater | \$738.15 | \$738.15 |
| 1 | Sub-Repair(s) fan clutch | \$2,109.74 | \$2,109.74 |
| 2.5 | Sub-Repair(s) labor | \$150.00 | \$375.00 |
| 1 | Sub-Repair(s) bunk lights | \$12.97 | \$12.97 |
| 0.25 | Sub-Repair(s) labor | \$150.00 | \$37.50 |
| 6 | Sub-Repair(s) all belts | \$50.41 | \$302.46 |
| 0.5 | Sub-Repair(s) labor | \$150.00 | \$75.00 |
| 1 | Sub-Repair(s) rear main seal | \$1,928.50 | \$1,928.50 |
| 10.75 | Sub-Repair(s) labor | \$150.00 | \$1,612.50 |
| 1 | Sub-Repair(s) alt light on - #1 alt | \$1,321.04 | \$1,321.04 |
| 2 | Sub-Repair(s) labor | \$150.00 | \$300.00 |
| 5 | Sub-Repair(s) bay door actuators | \$106.94 | \$534.70 |
| 1.75 | Sub-Repair(s) labor | \$150.00 | \$262.50 |
| 2 | Sub-Repair(s) mirrors | \$1,860.01 | \$3,720.02 |
| 1 | Sub-Repair(s) docking lights | \$189.30 | \$189.30 |
| 0.25 | Sub-Repair(s) labor | \$150.00 | \$37.50 |
| 1 | Sub-Repair(s) vanner | \$1,203.00 | \$1,203.00 |
| 0.75 | Sub-Repair(s) labor | \$150.00 | \$112.50 |
| | SubTotal SubTotal | | \$18,512.25 |
| 1 | Sub-Repair(s) shop/epa fee | | \$555.37 |



| Quantity | Item | Rate | Amount |
|----------------------|---|------|-------------|
| 1 | Sub-Repair(s) TO BE DETERMINED ITEMS: replace fresh water drain backup camera adjust rear lounge door keypad inop bay floor at genset exhaust balance light step lights restring shade hot water heater install toe kick heaters condo curtains ecm codes hvac motor brushes mirror install | | \$0.00 |
| Subtotal | | | \$19,067.62 |
| Tax Total (%) | | | \$1,763.75 |
| Total | | | \$20,831.37 |

Key Considerations

-This quote is an estimate based on routing provided. A final invoice may be issued for any additional expenses.
 -Any additional expenses will be billed to the credit card on file (from the contract) for any additional expenses not included in the quote, but remain unpaid after 30 days from the invoice date. In addition, any tolls that are received by Encore after tour completion will be charged to the credit on file. (Most times the municipalities are tardy in sending out toll charges.)
 - Buses are not held until a signed contract and deposit are received.

Costs to Be Paid by Customer by Client Credit Card or "Float" while on Tour

-Parking
 -Tolls
 -Permits
 -Bus supplies and/or stock
 -Daily hotels on tour
 -Taxes

DOT Compliance

In accordance with the Federal DOT regulations the driver of the vehicle may not exceed 10 hours of driving time or 15 hours of on-duty time without taking an 8 hour off-duty break. The driver may not exceed 60 hours of on-duty time in a 7 day period or 70 hours of on-duty time in an 8 day period. With the new ELD laws in effect, there is an increased demand for double-drivers. If a double driver is needed, we must be notified within 14 days prior to the trip or we cannot be held responsible, or we may not be able to accommodate the request.

